



INTEGRATING MIGRATION INTO ENVIRONMENT AND CLIMATE CHANGE INTERVENTIONS



A TOOLKIT

Funded by



European Union

Implemented by



In collaboration with



The opinions expressed in the report are those of the authors and do not necessarily reflect the views of the International Organization for Migration (IOM), the United Nations Development Programme (UNDP), and the United Nations Environment Programme (UNEP). The designations employed and the presentation of material throughout the report do not imply expression of any opinion whatsoever on the part of IOM concerning legal status of any country, territory, city or area, or of its authorities, or concerning its frontiers or boundaries.

IOM is committed to the principle that humane and orderly migration benefits migrants and society. As an intergovernmental organization, IOM acts with its partners in the international community to: assist in the meeting of operational challenges of migration; advance understanding of migration issues; encourage social and economic development through migration; and uphold the human dignity and well-being of migrants.

This publication was made possible through the support provided by European Union (EU), under the terms of the Mainstreaming Migration into International Cooperation and Development (MMICD) project. The views expressed herein can in no way be taken to reflect the official opinion of the EU.

PUBLISHER: International Organization for Migration
Rue Montoyer 40,
1000, Brussels
Belgium
Tel. 32 2 287 7000
ROBrussels@iom.int
eea.iom.int

This publication has been issued without formal editing by IOM.

ACKNOWLEDGEMENTS

This publication was drafted by Katy Barwise, Alison Talkers, and Elizabeth Linklater (IOM) and in close coordination with Goetz Schroth, Maria Cruz Gonzalez, David Khoudour, and Xin Tong (UNDP), Moritz Hauer, Janyl Moldaliev, Corey Pattison, Marika Palosaari, Monika Oczkowska, and Stefan Smith (UNEP).

The drafting team would like to thank the following people for their inputs: Soumyadeep Banerjee (IOM), Joanne Irvine (IOM), Geertrui Lanneau (IOM), Sok Leang Kim (IOM), Erwan Marteil (DG INTPA), Luca Renda (UNDP), Cécile Riallant (IOM), Iacopo Viciani (DG INTPA).

Cover photo: Muse Mohammed/IOM. Carteret Islands, Bougainville, Papua New Guinea

Description: Joki and Bevelyn alongside their brother and parents are the sole family living on the tiny island of Huene. Originally linked to a nearby island, the island has been slowly shrinking over the years making it increasingly difficult to grow crops. It is likely that Joki and Bevelyn will be the last generation to live on the island.

© 2021 International Organization for Migration (IOM), United Nations Development Programme (UNDP), and United Nations Environment Programme (UNEP).

All rights reserved. No part of this publication may be reproduced, stored in a retrieval system, or transmitted in any form or by any means, electronic, mechanical, photocopying, recording, or otherwise without the prior written permission of the publisher.

INTEGRATING MIGRATION INTO ENVIRONMENT AND CLIMATE CHANGE INTERVENTIONS

A TOOLKIT

Funded by



European Union

Implemented by



In collaboration with






TABLE OF CONTENTS

ACRONYMS	IV
GLOSSARY OF TERMS	V
INTRODUCTION	1
SECTION 1: BACKGROUND	2
SECTION 2: TOOLS	6
TOOL 1: QUICK DIAGNOSTIC	9
TOOL 2: SITUATION ANALYSIS	11
TOOL 3: POLICY CHECKLIST	15
TOOL 4: STAKEHOLDER ANALYSIS	18
TOOL 5: PROBLEM ANALYSIS	24
TOOL 6: RISK ANALYSIS	29
TOOL 7: THEORY OF CHANGE	31
TOOL 8: INDICATOR BANK	33
TOOL 9: PROJECT DESIGN CHECKLIST	38
TOOL 10: PROJECT MONITORING CHECKLIST	40
TOOL 11: PROJECT EVALUATION CHECKLIST	42
ANNEXES	44
ANNEX I: KEY GLOBAL FRAMEWORKS AND COMMITMENTS	45
ANNEX II: EUROPEAN UNION DEVELOPMENT COOPERATION IN THIS SECTOR	47
ANNEX III: SECTOR-SPECIFIC GUIDELINES AND TOOLS	48
ANNEX IV: GUIDING PRINCIPLES	51
ANNEX V: DATA SOURCES	52
ANNEX VI: EXAMPLES OF RELEVANT SDG TARGETS	54
ANNEX VII: INDICATOR BANK (EXPECTED RESULTS)	57
REFERENCES	67

ACRONYMS

CBD	Convention on Biological Diversity
CCCM	Camp Coordination and Camp Management
DAC	Development Assistance Committee
DRM	Disaster Risk Management
DRR	Disaster Risk Reduction
DG INTPA	Directorate-General for International Partnerships
EU	European Union
FAO	Food and Agriculture Organization
GCM	Global Compact for Safe, Orderly and Regular Migration
GCR	Global Compact on Refugees
IFAD	International Fund for Agricultural Development
ILO	International Labour Organization
IOM	International Organization for Migration
IPCC	Intergovernmental Panel on Climate Change
NAP	National Adaptation Plan
NDC	Nationally Determined Contribution
NGO	Non-Governmental Organization
UNCCD	United Nations Convention to Combat Desertification
UNDP	United Nations Development Programme
UNDRR	United Nations Office for Disaster Risk Reduction
UNEP	United Nations Environment Programme
UNFCCC	United Nations Framework Convention on Climate Change
UNHCR	United Nations High Commissioner for Refugees
UNIDO	United Nations Industrial Development Organization
SDG	Sustainable Development Goal
WFP	World Food Programme
WHO	World Health Organization
WIM EXCOM	The Executive Committee of the Warsaw International Mechanism for Loss and Damage

GLOSSARY OF TERMS¹

A note on terminology: In this Toolkit, the term *migration* refers to any movement of persons away from their place of usual residence. Migration can take many forms and includes immigration, emigration, displacement, etc. The term *migrants* is inclusive of regular and irregular migrants, international and internal migrants, and displaced persons, among others.

This is the common terminology used throughout the Toolkit. However, given the specificities of different types of migration (e.g. displacement) and categories of migrants (e.g. displaced persons), distinct references are made to these terms in certain sections of the Toolkit, where relevant. See the 'Glossary of Terms' below for more information on specific migration-related terminology used.

Adaptation: The process of adjustment to actual or expected climate and its effects. In human systems, adaptation seeks to moderate or avoid harm or exploit beneficial opportunities. In some natural systems, human intervention may facilitate adjustment to expected climate and its effects (IPCC, 2018).

Circular migration: A form of migration in which people repeatedly move back and forth between two or more countries.

Cross-border displacement: The movements of persons who have been forced or obliged to leave their homes or places of habitual residence and move across international borders.

Diaspora: Migrants or descendants of migrants whose identity and sense of belonging, either real or symbolic, have been shaped by their migration experience and background. They maintain links with their homelands, and to each other, based on a shared sense of history, identity, or mutual experiences in the destination country.

Disaster: Severe alterations in the normal functioning of a community or a society due to hazardous physical events interacting with vulnerable social conditions, leading to widespread adverse human, material, economic, or environmental effects that require immediate emergency response to satisfy critical human needs and that may require external support for recovery (IPCC, 2018).

Disaster displacement: The movement of persons who have been forced or obliged to leave their homes or places of habitual residence as a result of a disaster

or in order to avoid the impact of an immediate and foreseeable natural hazard.

Disaster risk management: Processes for designing, implementing, and evaluating strategies, policies, and measures to improve the understanding of disaster risk, foster disaster risk reduction and transfer, and promote continuous improvement in disaster preparedness, response, and recovery practices, with the explicit purpose of increasing human security, well-being, quality of life, and sustainable development (IPCC, 2018).

Disaster risk reduction: Denotes both a policy goal or objective, and the strategic and instrumental measures employed for anticipating future disaster risk; reducing existing exposure, hazard, or vulnerability; and improving resilience (IPCC, 2018).

Displacement: The movement of persons who have been forced or obliged to flee or to leave their homes or places of habitual residence, in particular as a result of or in order to avoid the effects of armed conflict, situations of generalized violence, violations of human rights or natural or human-made disasters.

Early warning system (disaster): An integrated system of hazard monitoring, forecasting and prediction, disaster risk assessment, communication and preparedness activities systems and processes that enables individuals, communities, governments, businesses and others to take timely action to reduce disaster risks in advance of hazardous events.

Environmental migrant: A person or group(s) of persons who, predominantly for reasons of sudden or progressive changes in the environment that adversely affect their lives or living conditions, are forced to leave

1. Unless otherwise stated, the terms in this glossary are drawn from the IOM Glossary on Migration (2019).

their places of habitual residence, or choose to do so, either temporarily or permanently, and who move within or outside their country of origin or habitual residence.

Evacuation: Facilitation or organization of transfer of individuals or groups from one area/locality to another in order to ensure their security, safety and well-being.

Hazard: The potential occurrence of a natural or human-induced physical event or trend or physical impact that may cause loss of life, injury, or other health impacts, as well as damage and loss to property, infrastructure, livelihoods, service provision, ecosystems, and environmental resources (IPCC, 2018).

Internally displaced persons: Persons or groups of persons who have been forced or obliged to flee or to leave their homes or places of habitual residence, in particular as a result of or in order to avoid the effects of armed conflict, situations of generalized violence, violations of human rights or natural or human-made disasters, and who have not crossed an internationally recognized State border.

Irregular migration: Movement of persons that takes place outside the laws, regulations, or international agreements governing the entry into or exit from the State of origin, transit or destination.

Labour migration: Movement of persons from one State to another, or within their own country of residence, for the purpose of employment.

Migrants in vulnerable situations: Migrants who are unable to effectively enjoy their human rights, are at increased risk of violations and abuse and who, accordingly, are entitled to call on a duty bearer's heightened duty of care.

Migration: The movement of persons away from their place of usual residence, either across an international border or within a State.

Migrant worker: A person who is to be engaged, is engaged or has been engaged in a remunerated activity in a State of which he or she is not a national.

Mitigation (of climate change): A human intervention to reduce the sources or enhance the sinks of greenhouse gases (IPCC, 2018).

Pastoralism: A livelihood strategy based on moving livestock to seasonal pastures primarily in order to

convert grasses, forbs, tree-leaves, or crop residues into human food. The search for feed is however not the only reason for mobility; people and livestock may move to avoid various natural and/or social hazards, to avoid competition with others, or to seek more favorable conditions.

Planned relocation: In the context of disasters or environmental degradation, including when due to the effects of climate change, a planned process in which persons or groups of persons move or are assisted to move away from their homes or place of temporary residence, are settled in a new location, and provided with the conditions for rebuilding their lives.

Resilience: The capacity of social, economic, and environmental systems to cope with a hazardous event or trend or disturbance, responding or reorganizing in ways that maintain their essential function, identity, and structure, while also maintaining the capacity for adaptation, learning, and transformation (IPCC, 2018).

Remittances (financial): Personal monetary transfers, cross border or within the same country, made by migrants to individuals or communities with whom the migrant has links.

Remittances (social): The transfer of ideas, behaviours, identities and social capital from migrants to their communities of origin.

Return migration: In the context of international migration, the movement of persons returning to their country of origin after having moved away from their place of habitual residence and crossed an international border. In the context of internal migration, the movement of persons returning to their place of habitual residence after having moved away from it.

Transhumance: Seasonal movement of people with their livestock between pastures (typically between mountain and lowland pastures) often over long distances, and sometimes across borders. The term is often used as a synonym of pastoralism.

Trapped populations: Populations who do not migrate, yet are situated in areas under threat, [...] at risk of becoming 'trapped' or having to stay behind, where they will be more vulnerable to environmental shocks and impoverishment.

To learn more, see [IOM's Glossary on Migration](#).

INTRODUCTION

The *Toolkit on Integrating Migration into Environment and Climate Change Interventions* is part of a series of tools developed under the Mainstreaming Migration into International Cooperation and Development (MMICD) project, funded by the European Union (EU) and implemented by the International Organization for Migration (IOM). It complements the MMICD's core *Guidelines on Mainstreaming Migration into International Cooperation and Development* and is one of its practical Toolkits² for putting migration mainstreaming into practice. This Toolkit was developed in partnership with United Nations Development Programme (UNDP) and United Nations Environment Programme (UNEP).

Purpose: This Toolkit is intended to provide concise, operational, and user-friendly information and tools to support partners to understand how migration can be reflected in the design, implementation, monitoring and evaluation of development cooperation interventions (i.e. projects or programmes) that have an environment and climate change focus. Although there is no one size fits all approach for integrating migration into environment and climate change interventions, the tools can be adapted to various contexts to make development cooperation more coherent and effective by harnessing the development potential of migration and ensuring that any related challenges and/or opportunities are fully assessed.

Audience: This Toolkit has been designed to be used by international cooperation and development actors³ working in, or with, the environment and climate change sector. While the specific target audience are

international cooperation and development actors, it can also be useful for other partners who are engaged in designing, implementing, and/or evaluating interventions.

Structure: The Toolkit is divided into the following sections:

1. **Background:** The first section includes a brief overview of the linkages between migration and environment and climate change to provide a general understanding of the ways in which both interact.
2. **Tools:** The second section includes a set of user-friendly tools to support international cooperation and development actors with the integration of migration into environment and climate change sector interventions, focusing on different stages of the intervention cycle.⁴

Following Section 2, there are a series of Annexes, including key global frameworks and commitments, EU development cooperation in this sector, other sector-specific guidelines and tools, guiding principles, data sources, examples of relevant Sustainable Development Goal (SDG) targets, and the continuation of the indicator bank.

Sub-sectors: Most of the content of the Toolkit is categorized into four 'sub-sectors', which capture the main connections between migration, environment and climate change (although non-exhaustive).⁵ The sub-sectors highlighted in this Toolkit include:



THE GREEN ECONOMY AND CLEAN ENERGY



CLIMATE CHANGE ADAPTATION AND RESILIENCE





DISASTER RISK MANAGEMENT




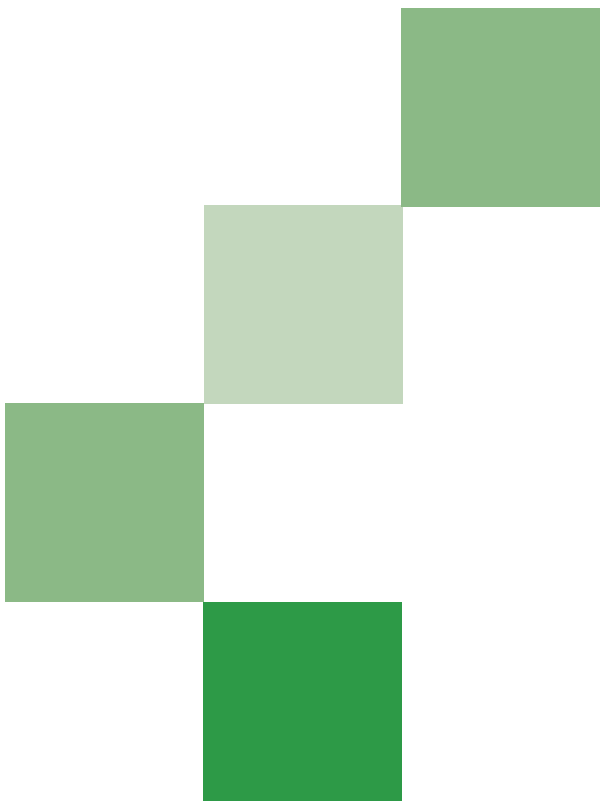
PROTECTION AND SUSTAINABLE MANAGEMENT OF NATURAL RESOURCES FOR ECOSYSTEM SERVICES

2. This Toolkit is one of the eleven other Toolkits that complement the Guidelines on Mainstreaming Migration into International Cooperation and Development. Other Toolkits include: Standard Toolkit, COVID-19 Toolkit, and nine Sector Toolkits on (i) health, (ii) environment and climate change, (iii) employment, (iv) governance, (v) private sector development and trade, (vi) rural development, (vii) security, (viii) urban development, (ix) education.
3. Specifically, EU institutions and EU delegations, EU member states, development partners, government authorities in partner countries and other donors (incl. traditional (bilateral and multilateral) and non-traditional (private sector, foundations, etc.)).
4. The intervention cycle in this Toolkit is informed by the phases used by the European Commission in its Development Cooperation efforts.
5. The sub-sectors addressed in this Sector Toolkit were selected to align with the priority areas of the European Green Deal, the 2030 Agenda for Sustainable Development, the Paris Agreement and the Sendai Framework for Disaster Risk Reduction (2015–2030). While also taking into consideration the 2017 European Consensus for Development.



SECTION 1

BACKGROUND



The nexus between migration, environment and climate change is highly complex. Migration can impact the environment and climate change. Examples include to support a green transition, or irregular migration putting unsustainable pressure on natural resources in countries of destination, among others. However, migration is also affected by environment and climate change. Migration is a response to assorted ‘drivers’, whether they be social, political or economic (IPCC, 2014a). Climate change interacts with these drivers by acting as an accelerator or a multiplier depending on how sensitive the drivers are to climate change (Black et al, 2011). Migration impacted by climate change is commonly referred to as environmental migration. The complexity and diversity of environmental migration is highly influenced by individual and household characteristics, which influence migration outcomes (Foresight, 2011). Environmental migration is primarily internal and may be either temporary or more longterm.

There are many types of environmental migration. For example, people can be displaced due to extreme weather events (IPCC, 2014), or communities may evacuate ahead of a disaster (IOM, 2017). However, ‘trapped populations’ may find themselves unable to move safely due to poverty, environmental vulnerability, or armed conflict, and are among the most vulnerable to the effects of climate change (Foresight, 2011). Due to erratic temperatures induced by climate change, pastoralists are increasingly finding their livelihoods and traditional routes disrupted due to the negative ramifications on winter and summer grazing pastures (IOM, 2017). Communities impacted by climate change may also resort to temporary and/or seasonal labour migration to diversify livelihood opportunities.

COVID-19 Pandemic: The COVID-19 pandemic is profoundly impacting migrants, displaced persons, and their communities, as well as migration at local and global levels. Its implications for the migration and environment nexus are significant. People evacuating or displaced as a consequence of disasters are facing specific challenges respecting physical distancing and practicing other infection prevention measures. In some cases, migrants returning to their communities of origin are putting additional pressures on already fragile ecosystems and livelihoods. Disruption of jobs in countries of destination also erode a vital social safety net for remittance recipient families which can make it difficult for migration to serve as an adaptation or coping strategy (IOM, 2021). In recognition of the interlinkages between migration and COVID-19, IOM has developed a [Toolkit on Integrating Migration into COVID-19 Socio-Economic Response](#) (2020).

In order to explain the main connections between migration, environment, and climate change, the content of this Toolkit is divided into the following sub-sectors:



THE GREEN ECONOMY AND CLEAN ENERGY



CLIMATE CHANGE ADAPTATION AND RESILIENCE



DISASTER RISK MANAGEMENT



PROTECTION AND SUSTAINABLE MANAGEMENT OF NATURAL RESOURCES FOR ECOSYSTEM SERVICES

I THE GREEN ECONOMY AND CLEAN ENERGY

Shifting economic growth from fossil fuels and resource dependent industries to circular and green economies will allow for resilient and sustainable economic growth which will protect the earth’s ecosystems and alleviate poverty. The European Green Deal is a major regional endeavour to reduce emissions by at least 55 per cent by 2030 and achieve net zero greenhouse gas emissions

by 2050 (European Commission, 2020). It will have both direct (through development cooperation) and indirect (through its Just Transition⁶ principle) effects on EU partner countries. As sectors and enterprises undergo a climate-neutral transition, migration and migrants will have an important role due to growing, changing workforce.

6. The Just Transition Principles ensure that the transition towards a climate-neutral economy happens in a fair way, leaving no one behind, and in doing so provides targeted support to the regions most affected by the green transition to alleviate any socio-economic impacts (European Commission, 2021b).

At the same time, many low- and high-skilled migrants who are employed in fossil fuel or resource dependent sectors (e.g. manufacturing, agriculture, construction) will require access to up-/re-skilling programmes or social protection. If enabling conditions are present, diaspora funding can contribute to greening economies and return migrants can also transfer any technical knowledge and green skills that they have acquired

while abroad. In addition, migrants and their families are also consumers of clean energy products and other resources produced by the green economy. The affordability and accessibility of clean energy is key to ensure vulnerable households, including migrant families, can have access to it. Currently 90 per cent of refugees living in camps have limited access to energy (UNHCR, 2019).

II CLIMATE CHANGE ADAPTATION AND RESILIENCE

The United Nations Framework Convention on Climate Change (UNFCCC)'s Cancun Adaptation Framework formally recognizes migration as a form of adaptation (UNFCCC, 2010). Migration can be a strategy to reduce vulnerabilities that climate change poses. A key example is the temporary circular labour migration scheme established between environmentally fragile areas in Colombia and the agricultural sector in the region of Catalonia in Spain (Rinke, 2011). Migration can provide a livelihood diversification, reduce pressures on natural resources in communities of origin, lead to the acquisition of new adaptive skills, and increase household savings via financial remittances (Asian Development Bank, 2012).

However, in some areas impacted by climate change, there may also be situations where communities cannot adapt any further. In this instance, planned relocation may be necessary for trapped populations in environmentally fragile areas (IPCC, 2019). Even when well planned, relocation can have adverse socioeconomic effects. For families staying behind, familial hierarchy and dynamics can change when some members of the family are able to leave. This can present opportunities for women to gain more autonomy and independence or, in some cases, a lack of property rights or access to financing can decrease women's adaptive capacity to climate impacts.

III DISASTER RISK MANAGEMENT

As climate change enhances the frequency and intensity of climate hazards and subsequent disasters, disaster displacement is likely to increase (UNDRR, 2019). Migrants, displaced persons, and communities are particularly vulnerable to disasters, especially when they face language barriers, a lack of social inclusion, and live in poorly connected or poorly serviced areas. Subsequently, they can be unaware of disaster risks and response tactics in the country of destination (IOM, 2018). Carefully planned, fast-acting, and inclusive preparedness, response and recovery planning can help to avert, minimize and address disaster displacement. In addition, it is important to consider the gender dimension in preparedness plans as many women and girls are more vulnerable to hazards than men (UN-Women, 2019).

Both sudden and slow onset events require increased investments in understanding risks and impacts and reducing vulnerability and exposure (UNDRR, 2019). When disaster displacement does occur, it is mostly temporary and internal. However, protracted displacement can occur if durable solutions are not found. Communities can also be displaced across borders as a consequence of disasters, leading to 'cross-border displacement' (UNDRR, 2019). The vulnerabilities of displaced persons are also heightened when they are unable to receive government assistance, work permits or enrol in schools (for example, if personal identity documents were lost or destroyed). During periods of displacement, groups such as women, children, older persons, and marginalized groups are at higher risk.

Biodiversity and ecosystems⁷ support the lives and livelihoods of people around the world. This is particularly true of natural resource-dependent livelihoods, such as farming, livestock herding, fishing and forestry. Climate change can lead to a loss of biodiversity, disrupt ecosystem services, and reduce natural resources which, in turn, can increase competition over natural resources and exacerbate communal tensions. This can impact the drivers and experiences of migration. For example, overfishing can disrupt aquatic ecosystems which, in turn, will affect the lives and livelihoods of coastal communities, indigenous communities, and value chains dependent on the natural resource of fish populations. Individuals may then have no other choice than to migrate to areas where there is a more secure and sustainable food and income source.

On the other hand, migration can be a form of adaptation to diversify a household's livelihood portfolio; generate social and financial remittances that can be channelled into environmental protection, conservation and resilience building activities; and reduce pressure on ecosystem services (Asian Development Bank, 2012). The sustainable management of ecosystems and their services entails the inclusion of both communities and migrants (including pastoralists) in decision making processes. It involves being aware of pre-existing tensions relating to natural resource management, as well as considering the impacts of conservation projects on local and mobile populations so as not to intensify tensions or create new challenges.⁸

CROSS-CUTTING AREAS



Climate Justice and a Rights Based Approach

Poorly managed climate change response measures and projects can result in human rights violations such as land grabs, displacement, marginalization and exclusion (UNDP, 2019). Addressing climate change mitigation and adaptation needs to occur in a manner that respects human rights and climate justice in order to have a lasting and sustainable impact. A Rights-Based Approach (RBA) is based on integrating human rights principles into the design, implementation, and evaluation of development activities (European Commission, 2021). In line with the RBA, the rights of indigenous peoples should be promoted and protected, in particular their lands, territories, (natural) resources, traditional livelihoods and cultural heritage (UNDP, 2019).

Gender

The gender dimension must be taken into account when considering the relationship between migration, environment, and climate change. Environmental migration is largely determined by people's exposure to environmental and climatic risks, and their capacity to anticipate, cope with, adapt, and recover from the consequences of natural hazards and environmental degradation. Overall, those who are economically, politically and socially marginalized within communities affected by natural hazards and environmental degradation experience the effects of climate change most acutely – this is very often women and children. As a result, women often have fewer opportunities to access information, to prepare for the impacts of climate change, and to migrate and are more likely to remain in communities of origin with dependent family members to face disasters and environmental degradation (IOM, 2014b).

7. Examples include aquatic, forest and agroecosystems.

8. A key example being the Saami population in Northern Scandinavia whose reindeer grazing pastures and traditional pastoral routes have been impacted by green development projects such as wind farms.



SECTION 2

TOOLS

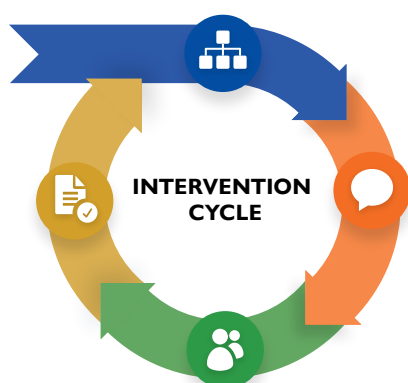
WHY USE THESE TOOLS?





With the support of the tools in this Toolkit, international cooperation and development actors can operationalize a migration mainstreaming approach. This means understanding how migration – in all its forms⁹ – can be integrated in the design, implementation, and/or evaluation of environment and climate change interventions, based on the context. Integrating migration into environment and climate change interventions not only supports the inclusion of migrants, but also enhances development cooperation interventions by making them more coherent and effective.

WHEN AND HOW TO USE THE TOOLS?

The tools are intended to be used at the various phases of the intervention cycle.¹⁰ They include guiding questions, checklists, and examples of project interventions to help users explore the concepts and connections with migration. The tools are designed to be adapted and used, regardless of region, country, and/or other contextual factors. They are not intended to be prescriptive, but rather guide or inform the mainstreaming of migration throughout the intervention cycle:

Figure 1:
Intervention Cycle Phases



PHASES	MAINSTREAMING MIGRATION
 Programming Analyse the country context and determine the objectives and sector priorities for cooperation.	Analyse the migration situation and how it intersects with the sector context.
 Design¹¹ Identify intervention ideas based on need and priority, assess their feasibility, and then formulate the intervention.	Explore how intervention design can incorporate migration considerations.
 Implementation Work with implementing partners to deliver the intervention's planned impact and report on progress.	Monitor how migration impacts, and is impacted by, the intervention.
 Closure Assess the intervention design, implementation and results.	Include questions relating to migration in evaluations.

9. See the [Glossary of Terms](#) for more information.

10. The above intervention cycle phases are those used by the European Commission in its international cooperation and development work. However, different organizations use different language to describe the phases of the project or programme cycle. Despite the differences in language, in general most organizations and agencies follow a similar approach to planning, management, monitoring and evaluation of their development cooperation interventions, and therefore the approach used in this Toolkit should still be applicable.

11. According to DG INTPA guidance, identification (early design) and formulation (final design) phases could be merged into a single design phase, considering pragmatically that an intervention might not be fully identified until it is formulated.

Figure 2:
Breakdown of the Tools

Tool 1: Quick Diagnostic

Provides a 'starting point' to mainstream migration within an intervention.



Tool 7: Theory of Change

Helps with the formulation of the results logic of an intervention, including ensuring that it incorporates and responds to migration-related factors identified.



Tool 2: Situation Analysis

Gathers information and evidence to inform a more nuanced understanding of the connection between migration, environment, and climate change in a given context.



Tool 8: Indicator Bank

Provides a comprehensive set of indicators (aligned with the Sustainable Development Goals (SDGs), as far as possible) that can be integrated, or adapted for, an intervention.



Tool 3: Policy Checklist

Explores the governance environment in relation to migration, environment, and climate change in a given context.



Tool 9: Project Design Checklist

Offers a quick reference tool to ensure that migration has broadly been mainstreamed into project design.



Tool 4: Stakeholder Analysis

Identifies which stakeholders should be consulted during programming and, as well as those who may be suitable partners and/or beneficiaries (direct and indirect) in an intervention.



Tool 10: Project Monitoring Checklist

Provides a quick reference tool to identify the extent to which migration has been integrated into project activities.



Tool 5: Problem Analysis

Unpacks barriers or bottlenecks, from a migration perspective, and arrives at potential interventions to address them.



Tool 11: Project Evaluation Checklist

Offers a quick reference tool to evaluate how well migration was mainstreamed in an intervention.



Tool 6: Risk Analysis

Highlights potential migration-related risks to an intervention, as well as measures to mitigate these.



TOOL 1: QUICK DIAGNOSTIC

Why use this tool?

The Quick Diagnostic is intended to be a ‘starting point’ to mainstream migration within an environment and climate change intervention. It can help to identify areas where migration could be integrated within the Programming Document or Action Document¹² and provides a foundation to further explore the subsequent Tools.

When to use this tool?

This tool should be the first point of reference for mainstreaming migration into an intervention. However, it can be used at any, or all, phases of the cycle.



How to use this tool?¹³

The user can reflect on the questions to explore the different areas (e.g. justification, stakeholders, results) within a Programming Document or Action Document where migration could be (or was) mainstreamed. The Guiding Principles set out above should also be kept in mind when using this tool (see [Annex IV](#)). Depending on the need, other tools can be consulted to better understand and address the areas requiring further attention.

Areas	Questions
Analysis & Justification	Has an analysis been conducted on the migration-related situation (e.g. whether people are moving as a form of adaption to climate change impacts)? <i>For support, go to the Situation Analysis Tool</i>
Stakeholders & Participation	Are migration-related groups, associations, or other relevant stakeholders involved in the design, implementation, and evaluation of the action? <i>For support, go to the Stakeholder Analysis Tool</i>
Policy Dialogue	Has the specific situation of migrants and their communities affected by migration been raised in discussion with public authorities? <i>For support, go to the Policy Checklist Tool</i>
Results Framework	Are the outcomes, outputs and activities designed to reflect the different needs and contributions of migrants and their communities? <i>For support, go to the Theory of Change Tool</i>
Data & Statistics	Has data and indicators for the intervention been disaggregated by migration status where appropriate and applicable? <i>For support, go to the Indicator Bank Tool</i>

12. These documents are those used by the European Commission in its international cooperation and development indicative programming and formulation of interventions. However, different organizations use different language to describe project documents. Despite the differences in language, in general most organizations and agencies follow a similar approach.

13. This Tool can be used irrespective of the sub-sectors of interest or in focus.

Budget	Have adequate financial resources been allocated for effective mainstreaming actions (vis-à-vis % of total budget)?
Guiding Principles	Have some of the guiding principles been incorporated in the intervention? <i>For support, go to Annex IV: Guiding Principles</i>



Based on your context, take note of the areas where migration could be mainstreamed.

TOOL 2: SITUATION ANALYSIS

Why use this tool?

The Situation Analysis can be used to help gather information and evidence to inform a more nuanced understanding of the connections between migration, environment, and climate change in the country or region in focus.

When to use this tool?

The tool can be used at the start of the programming phase or as part of the context analysis in the design phase.¹⁴













How to use this tool?



The user can use this as a stand-alone situation analysis, or as a complement to one traditionally conducted for environment and climate change interventions, to ensure that the intervention is sensitive to migration dimensions. The questions are organized by different types of (see the Glossary of Terms for related definitions). The data sources provided in Annex V can be referenced when responding to the questions.

Type of migration ¹⁵	Questions
Migration as a form of adaptation Relevant sub-sectors: 	<ol style="list-style-type: none"> 1. Is climate change affecting migration in the country or region? 2. Is migration in the country or region influenced by climate shocks and stressors (e.g. flooding, cyclones, droughts, melting of permafrost and glaciers, sea-level rise)? 3. What areas of the country or region are experiencing increased migration flows as a result of these shocks and stressors? 4. What is being done to support those moving due to environmental and/or climatic changes (disaggregated by age, gender and migration status)? 5. Has migration reduced pressure on natural resources and ecosystem services in communities of origin? 6. What are the impacts of migration on ecosystem services, biodiversity and natural resources in communities of origin and destination? <p> Note whether any of these migration situations are relevant to your context.</p> <div style="border: 1px solid #ccc; height: 30px; width: 100%;"></div>

14. During the design phase, context analysis, policy analysis and stakeholder analysis are not performed in a sequential manner: they are iterative processes and feed into one other.
 15. Please refer to the [Glossary of Terms](#) for definitions of the migration types.

Type of migration ¹⁵	Questions
<p>Labour migration</p> <p><i>Relevant sub-sectors:</i></p> 	<ol style="list-style-type: none"> 1. Are migrant workers working in sectors that are resource dependent (disaggregated by age, gender and migration status)? 2. Are there work schemes, bilateral skills partnerships, or circular/seasonal labour migration schemes in place for communities vulnerable to climate change impacts? 3. Are there work schemes or systems in place to attract talent from abroad to support the green transition? Are these migrants high- or low-skilled? 4. Are migrant workers working in sectors which will be key to the green transition (clean energy, agriculture, construction etc.)? <p> Note whether any of these migration situations are relevant to your context.</p> <div data-bbox="432 707 1326 797" style="border: 1px solid #ccc; height: 40px;"></div>
<p>Pastoralism and transhumance</p> <p><i>Relevant sub-sectors:</i></p> 	<ol style="list-style-type: none"> 1. How do climate change impacts affect the lives and livelihoods of pastoralists? How does this experience differ by age and gender? 2. Are there tensions over land and natural resources between pastoralists and sedentary communities? 3. Are there specific areas or communities where pastoralism and transhumance are particularly at risk due to climate shocks and stressors? 4. Will the creation of green or climate-resilient infrastructure and/or other environmental initiatives disrupt traditional pastoralism practices, particularly amongst indigenous communities? <p> Note whether any of these migration situations are relevant to your context.</p> <div data-bbox="432 1312 1326 1402" style="border: 1px solid #ccc; height: 40px;"></div>
<p>Remittances and diaspora</p> <p><i>Relevant sub-sectors:</i></p> 	<ol style="list-style-type: none"> 1. Are remittances reaching communities vulnerable to climate change? 2. What type of impact do remittances sent to areas affected by climate change or environmental degradation have at the household and community level? 3. Are there financial products and services to leverage remittances and diaspora funding for financing climate change adaptation? 4. Are there partnerships and/or mechanisms in place to facilitate knowledge and skill transfers between communities of origin and of destination? 5. Are there capacity development and advisory initiatives to support migrants and remittance recipients to invest in clean energy, climate-resilient agriculture, and sustainable infrastructure? <p> Note whether any of these migration situations are relevant to your context.</p> <div data-bbox="432 1928 1326 2018" style="border: 1px solid #ccc; height: 40px;"></div>

Type of migration ¹⁵	Questions
<p>Return migration</p> <p><i>Relevant sub-sectors:</i></p> 	<ol style="list-style-type: none"> 1. Are there high numbers of return migration to the country or region? Where are these people returning to (disaggregated by age, gender and migration status)? 2. Are people returning to areas which are vulnerable to climate change and environmental degradation? 3. What kinds of challenges are people of all gender groups facing when they return to communities following evacuation or displacement, especially vulnerable groups? 4. What are the impacts of return migration on ecosystem services, biodiversity, and natural resources in communities of return? 5. Are return migrants bringing back skills and knowledge that could support communities of origin to respond to climate change? <p> Note whether any of these migration situations are relevant to your context.</p> <div data-bbox="435 804 1329 896" style="border: 1px solid #ccc; height: 40px;"></div>
<p>Displacement</p> <p><i>Relevant sub-sectors:</i></p> 	<ol style="list-style-type: none"> 1. Are people being displaced by disasters induced by natural hazards or by environmental degradation (disaggregated by age, gender and migration status)? 2. Have there been instances of protracted displacement of people displaced by disasters induced by natural hazards? 3. Where are these displaced persons residing? In camp or non-camp settings? Which key environmental concerns are present in displacement camps? 4. Are displaced persons living in areas that are at risk of natural hazards and degradation? 5. Are tensions over land and natural resources contributing to displacement risk? 6. How does the disaster displacement risk differ by age, gender, or among socially marginalized groups, indigenous communities, or persons with disabilities? 7. What are the impacts of displacement on ecosystem services, biodiversity, and natural resources in communities of destination? <p> Note whether any of these migration situations are relevant to your context.</p> <div data-bbox="435 1594 1329 1686" style="border: 1px solid #ccc; height: 40px;"></div>

Type of migration ¹⁵	Questions
<p>Migrants in vulnerable situations</p> <p><i>Relevant sub-sectors:</i></p> 	<ol style="list-style-type: none"> 1. Are climate change and environmental degradation affecting the vulnerability of migrants, including women, marginalized social groups, and indigenous persons in the country or region? 2. Have risk mapping, settlement planning, and consultations been conducted to identify high at-risk communities, including indigenous communities and socially marginalized groups, which may require planned relocation? 3. Are there populations with limited mobility options at risk of becoming “trapped populations” by climate change in environmentally fragile areas (disaggregated by age, gender and migration status)? 4. Are there situations of human trafficking or forced and/or child labour following disaster induced by natural hazards (disaggregated by age, gender and migration status)? <p> Note whether any of these migration situations are relevant to your context.</p> <div data-bbox="434 846 1327 936" style="border: 1px solid #ccc; height: 40px; width: 100%;"></div>

TOOL 3: POLICY CHECKLIST

Why use this tool?

The Policy Checklist can help to explore the governance environment in relation to migration, and environment and climate change in a given country or region. It can help users understand the policy landscape¹⁶ which could be reflected in Programming Document or Action Documents¹⁷ and/or may influence the implementation and impact of an intervention.

When to use this tool?

This tool can be used in the programming or design phase. It complements the analysis done in the [Situation Analysis](#) (Tool 2) and [Stakeholder Analysis](#) (Tool 4).








How to use this tool?





The user can go over the checklist to identify relevant laws and policies, reflect on whether they address the needs of migrants and their communities, and understand where there are gaps which may require further attention in the design phase. This tool starts with cross-cutting policy-related considerations which are relevant to all sub-sectors. Further questions are then organized by sub-sector in order to align with the areas of potential interest or focus to the user. Key policy frameworks or strategy to keep in mind are referenced in [Annex I](#).

Sub-sectors	Questions	Yes	No
Cross cutting 	1. Has the government ratified the Paris Agreement on Climate Change?		
	2. Is the country making progress on SDG targets related to environment, climate change, and migration?		
	3. Has the country ratified other relevant international and regional conventions or committed to international frameworks (mentioned in Annex I)?		
	4. Is national public policy and legislation compliant with these international frameworks and commitments?		
	5. Is national public policy and legislation on climate change mitigation and adaptation inclusive of indigenous peoples, their traditional livelihoods, and cultural heritage?		
	6. Does national public policy and legislation take human rights and climate justice into account?		

16. EU cooperation remains guided by the EU policy framework and partner countries priorities, with the 2030 Agenda, the SDGs and the new European Consensus on development at the core of the programming process. See [Annex II](#) for more information on EU development cooperation in this sector.

17. These documents are those used by the European Commission in its international cooperation and development indicative programming and formulation of interventions. However, different organizations use different language to describe project documents. Despite the differences in language, in general most organizations and agencies follow a similar approach.

Sub-sectors	Questions	Yes	No
	<p>7. Are there national and subnational coordination mechanisms to address the migration, environment and climate change nexus?</p> <p>8. Is there sufficient capacity at the local, national, or regional levels to manage the impacts of climate change, especially among the most affected groups such as women, the elderly, indigenous communities, and those dependent on natural resources?</p> <p>9. Does national and local public policy and legislation on climate change adaptation, mitigation, and disaster risk reduction take gender considerations into account?</p> <p> Note what policy considerations or gaps should be taken into account.</p> <div data-bbox="427 636 1321 725" style="border: 1px solid black; height: 40px;"></div>		
<p>The Green Economy and Clean Energy</p> 	<p>1. Are there national/regional policies in place to enable the green transition? If so, is migration considered in these policies?</p> <p>2. Is there a national/regional mechanism in place to manage a just transition which leaves no one behind? If so, are migrants considered?</p> <p>3. Do national up-/re-skilling policies to support the green transition include migrant workers?</p> <p>4. Do national labour policies reflect the need to attract migrant workers to meet labour demands during the green transition?</p> <p>5. Are migrants and communities considered in clean energy services and policies?</p> <p> Note what policy considerations or gaps should be taken into account.</p> <div data-bbox="427 1232 1321 1321" style="border: 1px solid black; height: 40px;"></div>		
<p>Climate Change Adaptation and Resilience</p> 	<p>1. Do governments include reference to migration in their countries' Nationally Determined Contributions (NDCs), National Communications to the UNFCCC and National Adaptation Plans (NAPs)?</p> <p>2. Do other climate change adaptation strategies consider migration as a form of adaptation?</p> <p>3. Are policies in place to facilitate migrants' engagement in resilience building activities?</p> <p>4. Are pastoralists included in climate change adaptation planning, initiatives, and monitoring at different levels?</p> <p>5. Are remittances or diaspora funding considered in policies, strategies, or action plans associated with climate change adaptation?</p> <p> Note what policy considerations or gaps should be taken into account.</p> <div data-bbox="427 1863 1321 1953" style="border: 1px solid black; height: 40px;"></div>		

Sub-sectors	Questions	Yes	No
Disaster Risk Management 	<ol style="list-style-type: none"> 1. Is the country reporting on the Sendai Framework for Disaster Risk Reduction? 2. Is there a national/regional mechanism in place to manage disaster displacement? 3. Is migration reflected in national and subnational policies and plans on disaster risk management? Do these policies consider a lack of social inclusion and how to overcome language barriers? 4. Do disaster preparedness and response policies reflect human trafficking and smuggling risks following disasters induced by natural hazards? <p> Note what policy considerations or gaps should be taken into account.</p> <div style="border: 1px solid #ccc; height: 30px; width: 100%;"></div>		
Environmental Protection and Sustainable Management of Natural Resources for Ecosystem Services 	<ol style="list-style-type: none"> 1. Is the country reporting on the United Nations Convention to Combat Desertification and the Convention on Biological Diversity? 2. Is migration considered in national policies on biodiversity and natural resource management? 3. Do policymakers consult with migrants (incl. pastoralists, indigenous communities, and women) in policy processes and decision making on the management of natural resources? 4. Are there land-use policies which expand land under cultivation? Have all beneficiaries and stakeholders been included in decision making? 5. Are there multi-level coordination mechanisms on governance of natural resources, environmental protection, and biodiversity conservation that are migration-sensitive? 6. Have regulations in protected area management plans limited access for pastoralist communities to natural resources that are vital to their lives and livelihoods? <p> Note what policy considerations or gaps should be taken into account.</p> <div style="border: 1px solid #ccc; height: 30px; width: 100%;"></div>		

TOOL 4: STAKEHOLDER ANALYSIS

Why use this tool?

The Stakeholder Analysis can be used to identify which stakeholders should be consulted during programming, as well as those who may be suitable partners and/or beneficiaries (direct and indirect) for the intervention. This tool helps establish the potential experiences, role, and needs of the various stakeholders in a given country or region.

When to use this tool?

This tool is for use during the programming or design phase. It complements the analysis done in the Situation Analysis (Tool 2) and Policy Checklist (Tool 3).



How to use this tool?



The user can review the questions in this tool to explore the different stakeholder groups that could be engaged and how. The questions are organized by stakeholder group and provide a starting point to gather information on whether the stakeholders could:

- Provide contextual information to inform programming based on their **experience** (i.e. stakeholders to consult during programming or design);
- Be potential partners and/or implementors who can support the achievement of the intervention results based on their **roles** (i.e. stakeholders that could be an implementing partner), and/or;
- Be beneficiaries (direct or indirect) of the intervention based on their **needs**.

Users are encouraged to review the questions in each column of the stakeholder analysis to identify areas of relevance and then use the 'check' boxes to indicate the most relevant stakeholders in each category. Prior to using the tool, it is recommended to broadly identify the stakeholders that are present in your country or region. Potential key stakeholders are referenced in table below the tool.

Stakeholders	Questions		
	Experience	Roles	Needs
<p>Migrants (of all migration types, genders, ages, and categories)</p> <p><i>Relevant sub-sectors:</i></p> 	<ol style="list-style-type: none"> To what extent are migrants affected by climate change? How do different types of migrants experience the impacts of climate change differently? Do households adopt labour migration as a strategy to manage climate shocks and stressors? What are the enablers or barriers to climate change adaptation and resilience building among migrants? 	<ol style="list-style-type: none"> Are migrants involved in environment and climate change planning or projects? To what extent are migrants involved in environmental protection, conservation and sustainable resource management? Is diaspora involved in building resilience to climate change impacts in communities of origin? 	<ol style="list-style-type: none"> Are migrant's needs accounted for to improve delivery of and access to disaster risk reduction, climate adaptation, and environmental protection and conservation activities? How are migrants affected by the green transition? To what extent are migrant workers able to access skilling and re-skilling initiatives or social protection measures? Are migrants able to access energy, climate-resilient food systems, safe water, climate-resilient housing and sanitation?
	Click if should be consulted:	Click if should be a partner:	Click if should be a beneficiary:
<p>Communities impacted by migration</p> <p><i>Relevant sub-sectors:</i></p> 	<ol style="list-style-type: none"> To what extent are communities affected by environmental migration? How are communities adapting to climate change? What are community perceptions of environmental migration/migrants? 	<ol style="list-style-type: none"> What role do communities receiving migrants play in responding to climatic or environmental challenges? Are communities involved in environmental protection activities or climate action? Do communities support the inclusion of migrants in disaster risk reduction efforts? 	<ol style="list-style-type: none"> Do communities have the capacity to host displaced persons? Is there a scarcity of land, energy, water, safe and affordable housing, services, or jobs? Are communities affected by migration benefitting from area-based adaptation and resilience building approaches?
	Click if should be consulted:	Click if should be a partner:	Click if should be a beneficiary:

Stakeholders	Questions		
	Experience	Roles	Needs
<p>National governments (including institutions in charge of migration governance, development planning, sector policies, and national–local dialogue)</p> <p><i>Relevant sub-sectors:</i></p> 	<ol style="list-style-type: none"> Which entities in the national government is/are responsible for policies relevant to migration, environment, and climate change? How are national governments mitigating or planning for the impacts of climate change? Do entities responsible for environment and climate change consider migration in their policies, plans or programmes? 	<ol style="list-style-type: none"> What is the role of national government entities in the implementation of inclusive environmental protection and conservation plans? How are different ministries working together to address climate change, environmental degradation, and their impacts on migrants and communities? 	<ol style="list-style-type: none"> Do national governments have sufficient capacities to integrate migration into environment and climate change policies, plans, or programmes? Does the National Office responsible for Statistics disaggregate data by migration status?
	Click if should be consulted:	Click if should be a partner:	Click if should be a beneficiary:
<p>Subnational governments (including municipalities, city authorities and district/ regional councils)</p> <p><i>Relevant sub-sectors:</i></p> 	<ol style="list-style-type: none"> What is subnational government stakeholders' understanding of, and policies towards, migration, environment, and climate change? How does this inform subnational plans, policies, or programmes to respond to climate change and its effects? 	<ol style="list-style-type: none"> What level of autonomy do subnational administrations have in implementing and/or formulating interventions related to migration, environment, and climate change? Are subnational governments empowered to play a role in the integration of migrants, as well as in the hosting of displaced persons in the context of climate change? 	<ol style="list-style-type: none"> Is there coordination between relevant subnational administrations responsible for migration and environment and climate change? Are subnational governments stakeholders aware of the specific needs and experiences of migrants and how these are affected by environment and climate change?
	Click if should be consulted:	Click if should be a partner:	Click if should be a beneficiary:

Stakeholders	Questions		
	Experience	Roles	Needs
<p>Civil society (including academic institutions, training institutions, NGOs, faith-based organizations, the media, and religious and traditional leaders)</p> <p><i>Relevant sub-sectors:</i></p> 	<ol style="list-style-type: none"> Which civil society stakeholders have experience or expertise working on migration, environment, and climate change? What is the level of engagement between the government and civil society actors on migration, environment, and climate change? What are some of the key opportunities or challenges that civil society organizations highlight in this space? 	<ol style="list-style-type: none"> Are there civil society organizations representing migrants? If so, what is their role? What is the role of civil society in supporting disaster displaced persons? What is the role of women's groups in highlighting the gender-related dimensions of climate change risks? To what extent are traditional, indigenous and community leaders involved in natural resource management and environmental protection? 	<ol style="list-style-type: none"> Do civil society organizations have the resources, tools, and know-how to represent migrants effectively? What role are media stakeholders playing in influencing public perceptions of migration? Are academic institutions conducting research or data collection on the linkages between migration, environment, and climate change?
	Click if should be consulted:	Click if should be a partner:	Click if should be a beneficiary:
<p>Private sector (including industry and employer associations)</p> <p><i>Relevant sub-sectors:</i></p> 	<ol style="list-style-type: none"> Have employer associations contributed to discussions regarding the up-skilling or re-skilling of workers (including migrants) as part of the green transition? Is there scope to engage migrants and communities in clean energy, sustainable agriculture, sustainable construction, or sustainable manufacturing? 	<ol style="list-style-type: none"> What is the role of the private sector in enabling migrants to contribute to, or benefit from, the transition to a green economy? Do companies and enterprises play a role in facilitating low- and high-skilled migration to support the green transition? 	<ol style="list-style-type: none"> Does the private sector need support in understanding how to provide learning and training opportunities for all workers (including migrants) as part of the green transition?
	Click if should be consulted:	Click if should be a partner:	Click if should be a beneficiary:

Stakeholders	Questions		
	Experience	Roles	Needs
International organizations Relevant sub-sectors: 	1. What types of actions are relevant international organizations and other networks taking related to migration, environment, and climate change in the country specific context?	1. Do international organizations, particularly IOM, UNDP, UNEP and other UN organizations active on migration, environment, and climate change, have country offices in partner countries and are they engaged as technical partners or implementing agencies? 2. To what extent are international organizations mobilized as sources of data and expertise in this area?	1. Are mechanisms supported by international organizations drawn on to exchange information and build partnerships on migration, environment and climate change?
	Click if should be consulted:	Click if should be a partner:	Click if should be a beneficiary:
Other development cooperation agencies Relevant sub-sectors: 	1. Do development cooperation agencies have past, ongoing, or upcoming interventions on migration in the context of the environment and climate change?	1. Is there a sector-wide coordination mechanism on environment and climate change? If yes, does it include migration?	1. How are agencies sharing migration-related data, experiences, and other resources of use for environment and climate change programming?
	Click if should be consulted:	Click if should be a partner:	Click if should be a beneficiary:

Quick reference to potential stakeholders		<i>Click if relevant</i>
Key UN partner(s)	FAO, ILO, IFAD, IOM, UN Women, UNDP, UNDRR, UN-Habitat, UNIDO, UNEP, WFP, UNHCR, WHO, World Bank	
Key government partners	Entity responsible for Rural Development.	
	Entity responsible for Agriculture, Fisheries and Forestry.	
	Entity responsible for Urban Development	
	Entity responsible for Interior/Home Affairs	
	Entity responsible for national planning	
	Entity responsible for Labour/ Employment/ Migration/ Diaspora	
	Entity responsible for Social Services	
	Entity responsible for Finance/ Economy/ Remittances	
	Entity responsible for Gender and Youth	
Entity responsible for Education		

	Entity responsible for Vocational training	
	Entity responsible for National Environmental Standards and Related Regulations.	
	Entity responsible for Health	
	Entity responsible for Collecting and Publishing Statistics	
Other potential partners	Diaspora/ Migrant Associations	
	Labour agencies	
	Money transfer operators	
	CSOs	
	Employers	
	Private Sector	
	Producers/ Farmers Organizations	
	Trade Unions	
	Credit Associations	
	Youth Groups	
	Think Tanks and Academia	
	Education Institutions	

TOOL 5: PROBLEM ANALYSIS

Why use this tool?

The Problem Analysis is useful to unpack barriers or bottlenecks, from a migration perspective, that may have been identified during the programming phase and to arrive at potential environment and climate change interventions to address them.


When to use this tool?

This tool can be used during the design phase of the cycle.



How to use this tool?


The user can review the examples provided of potential problems linked to migration, environment, and climate change in the various sub-sectors of interest or in focus. There are also cross-cutting problems mentioned that affect various sub-sectors. Based on which problems are most relevant to the given context, the user can then consult the list of possible interventions (i.e. priority areas for support) to respond to the problem(s) that were identified. When conducting a problem analysis, it is important to consider problems facing different socio-economic groups, including gender and age differences, as well as the needs of persons with disabilities and migrants in vulnerable situations.



Sub-sectors	Examples of problems identified	Potential interventions
<p>Cross-Cutting</p> 	<p>Women are more likely to be displaced during natural hazard induced disasters than men.</p>	<ol style="list-style-type: none"> 1. Include women in early warning systems. 2. Work with first responders to ensure DRR activities are accessible for women. Measures could include targeting DRR messaging and communication efforts towards women or ensuring that storm shelters accommodate for women's cultural or religious beliefs. 3. Integrate a gender perspective into risk assessments and disaster modelling and encourage statistical agencies to collect gender disaggregated data. 4. Work with partner governments at local and national level to adhere to the explicit gender perspectives in the Sendai Framework for Disaster Risk Reduction when creating gender-sensitive DRR policies, strategies and plans. 5. Work with women's groups, and other civil society partners, and first responders to reach women in communities and include them in DRR plans, programmes, and activities.

Sub-sectors	Examples of problems identified	Potential interventions
...	<p>Women lack financial inclusion, prohibiting them from channelling remittances into resilience building activities and adaptive capacities.</p>	<ol style="list-style-type: none"> 1. Offer financial mentoring and training to women through engaging with financial institutions and women's groups. 2. Strengthen or develop legal and regulatory contexts for equitable access to financial institutions. 3. Support partner governments, civil society, religious leaders, traditional leaders, and women's groups to address cultural or religious norms which may impact women's access to financial institutions.
	<p>Poorly managed green infrastructure, conservation, and biodiversity projects contribute to human rights violations that influence migration flows.</p>	<ol style="list-style-type: none"> 1. Support partner countries, civil society and/or private sector efforts to avert, minimize, and address displacement related to green infrastructure, conservation, and biodiversity projects. 2. Encourage partner countries to engage with indigenous leaders and communities as in green infrastructure, conservation and biodiversity projects. 3. Establish a standard assessment tool for infrastructure, conservation, or biodiversity projects to understand potential impacts on migration or disruptions of local livelihoods, especially among indigenous communities. 4. Support alternative livelihood options and social safety nets for resource-dependent communities.



Note any potential interventions that should be considered.

<p>The Green Economy and Clean Energy</p> 	<p>Sectors most affected by the green transition employ a high number of migrant workers who risk being “left behind” by the green transition.</p>	<ol style="list-style-type: none"> 1. Include migrant workers in up-/re-skilling initiatives in the affected sectors. 2. Integrate migrant workers into social protection measures for the affected sectors by engaging with the private sector and relevant government entities. 3. Create enabling conditions (i.e. access to green financial initiatives such as the just transition fund, re-/up-skilling programmes, etc.) for migrant-owned small- to medium-sized enterprises to participate in the green transition. 4. Create or strengthen opportunities for migrants to contribute to the green economy through employment or innovation in green sectors.
--	---	---




Sub-sectors	Examples of problems identified	Potential interventions
...	Migrants face barriers in accessing clean energy.	<ol style="list-style-type: none"> 1. Provide access to clean and renewable energy to migrants by engaging with partner governments, private sector entities, and civil society. 2. Include clean energy solutions in Camp Coordination & Camp Management (CCCM). 3. Work with the private sector to attract financial support and technological expertise to extend clean energy access to migrants. 4. Develop and implement a Just Transition Mechanism¹⁸ which is inclusive of migrants to facilitate access to clean, affordable and secure energy.
<p> Note any potential interventions that should be considered.</p> <div data-bbox="215 750 1369 840" style="border: 1px solid #ccc; height: 40px;"></div>		
<p>Climate Change Adaptation and Resilience</p> 	<p>Environmental degradation and climate change are affecting migration dynamics.</p>	<ol style="list-style-type: none"> 1. Systematically monitor migration, including displacement, linked to environment and climate change. 2. Work with governments to begin ecological restoration activities to reduce environmental drivers. 3. Work with academic institutions to understand the role of environment and climate change as a driver of migration. 4. Establish coordination mechanisms to foster policy coherence across the migration, environment, and climate change nexus. 5. Establish targeted climate change adaptation and resilience building measures, including migration as an adaptation response.
	<p>There is a lack of understanding about migration as an adaptation strategy.</p>	<ol style="list-style-type: none"> 1. Build awareness of migration as an adaptation strategy to climate change with partner governments (national and local), civil society, academia, and/or the private sector. 2. Support climate change adaptation practices that help to avert, minimize, and address displacement related to adverse effects of climate change. 3. Work with academic and research institutions to produce research, reports, and statistics addressing the interlinkages between migration and adaptation. 4. Work with local media to address the narrative and provide data on migrants and migration in the context of climate change and the environment.

18. This could be modelled on the Just Transition Mechanism published by the European Commission in their European Green Deal.

Sub-sectors	Examples of problems identified	Potential interventions
...	There are limited pathways or opportunities for people to migrate as a means to adapt and build resilience to climate change.	<ol style="list-style-type: none"> 1. Form bilateral and multilateral skills partnerships and circular migration schemes for communities affected by climate change. 2. Work with partner governments and regional bodies to build awareness of migration as an adaptation strategy to climate change. 3. Map labour market gaps where skills partnerships and circular migration schemes from communities impacted by climate change could be beneficial.

 Note any potential interventions that should be considered.

Disaster Risk Management 	Migrant groups are not included in disaster risk reduction and management.	<ol style="list-style-type: none"> 1. Support subnational institutions to map obstacles to migrants' inclusion in DRR and DRM. 2. Strengthen subnational institutional capacities to include migrant groups in DRR and DRM. 3. Collect qualitative and quantitative data on migrant groups' vulnerability to disasters (e.g. specific hazard exposure and risk perception). 4. Strengthen cultural competence of response personnel to reflect migrants' needs. 5. Translate DRR communication materials, improving community outreach methods (with special attention to women) and working with communities of destination to reduce discrimination.
	Remittances increase following disasters but become more difficult to access.	<ol style="list-style-type: none"> 1. Implement and strengthen coordination mechanisms between diaspora associations and corresponding financial institutions to ensure remittance channels remain open. 2. Support financial institutions to wave/reduce remittance sending fees. 3. Develop, disseminate, and strengthen money transfer technologies such as those available on mobile apps.
	Migrants are living in areas that are particularly vulnerable to disaster displacement.	<ol style="list-style-type: none"> 1. Strengthen institutional capacities to accurately monitor gender-disaggregated displacement risks. 2. Include and target migrant populations in the communication of early warnings and awareness-raising about social protection and disaster risk reduction. 3. Strengthen the capacity of local authorities to evacuate people (incl. migrants) before and/or when disaster strikes.

Sub-sectors	Examples of problems identified	Potential interventions
...	Risks of human trafficking and other forms of exploitation increase during and after disasters.	<ol style="list-style-type: none"> 1. Support emergency and recovery personnel to build awareness of gender and protection issues. 2. Establish referral mechanisms and support services as part of disaster preparation measures.
 Note any potential interventions that should be considered. <div style="border: 1px solid #ccc; height: 40px; width: 100%;"></div>		
Environmental Protection and Sustainable Management of Natural Resources for Ecosystem Services¹⁹ 	Climate change impacts natural resources, which in turn affects migration, potentially exacerbating pre-existing tensions.	<ol style="list-style-type: none"> 1. Engage with community and indigenous leaders to facilitate dialogue with communities who rely on natural resources, such as pastoralists, sedentary farmers, and sedentary communities. 2. Promote multi-stakeholder dialogue, including migrants of all gender groups, community-based organizations, and communities, to address problems, promote community cohesion, and manage expectations. 3. Assess the opportunities of nature-based solutions to address environmental and climate change concerns as well as pre-existing social tensions.
	Pastoralists and their families are excluded from or not included in natural resource management.	<ol style="list-style-type: none"> 1. Support partner countries to recognize the role pastoralists play in managing natural resources and conserving biodiversity by sharing data and best practices. 2. Strengthen property and land rights for pastoralists and their families, with a specific focus on women. 3. Include pastoralist communities in decision making on natural resource management. 4. Include and consult women and women's groups on governance of natural resources.
 Note any potential interventions that should be considered. <div style="border: 1px solid #ccc; height: 40px; width: 100%;"></div>		

19. For more information on safeguards for environmental protection and sustainable management of natural resources for ecosystem services, please see UNDP's Social and Environmental Standards.

TOOL 6: RISK ANALYSIS

Why use this tool?

The Risk Analysis is useful for identifying potential migration-related risks²⁰ to environment and climate change interventions (i.e. risks to the achievement of the objectives of the intervention), as well as measures to manage and/or mitigate these risks. Identifying potential risks during the design phase helps ensure that measures are in place during implementation to address them.

When to use this tool?

This tool can be used during the design phase.



How to use this tool?

The user can review the examples of possible migration-related risks to an intervention and the possible consequences of these. The potential risks should be contextualized based on the country or region in focus and the dynamics at play. Based on the context, users can identify whether it is a high, medium, or low risk. Once potential risks are identified, the tool provides sample measures that can be built into programming to address the risk factors.

Examples of risks	Indicate risk level (Low (L), Medium (M), High (H))			Potential mitigation measures
	L	M	H	
Inaccurate assumptions and negative attitudes towards migration.				Complement existing environment and climate change interventions with migration-related training and capacity-building for partners.
				Work with communications stakeholders and the media for more nuanced communications on migration.

20. The risks may relate to economic, political, social, environmental, climate-related, security-related factors.

Examples of risks	Indicate risk level (Low (L), Medium (M), High (H))			Potential mitigation measures
	L	M	H	
Opposition to the inclusion of migrants as beneficiaries.				<p>Work with relevant partners to demonstrate the benefit of a whole-of-society approach.</p> <p>Engage political and community leaders, and academic institutions to advocate for including migrants of all gender groups in environment and climate change interventions.</p> <p>Encourage sharing good practices to provide practical examples of the opportunities and benefits related to the inclusion of migrants in climate change and environment interventions.</p>
Benefits of environment and climate change interventions are unevenly distributed, damaging social cohesion.				<p>Ensure that the design of the intervention takes an area-based approach to benefit both migrants and communities.</p> <p>Develop key messages that communicate the benefits of the intervention to both migrants, displaced persons and their communities.</p>
Diaspora members are unwilling to participate in intervention activities, given the low trust in the State or financial institutions.				<p>Assess potential diaspora engagement in feasibility assessments before the start of the intervention.</p> <p>Ensure that adequate monitoring and accountability mechanisms are incorporated into the intervention design.</p>

TOOL 7: THEORY OF CHANGE

Why use this tool?

The Theory of Change provides support in formulating the logic of an environment and climate change intervention. It provides standard results that can help to ensure that the intervention incorporates and responds to the migration-related factors identified. The results in the tool are all in line with, and contribute to, the achievement of the SDGs.

When to use this tool?

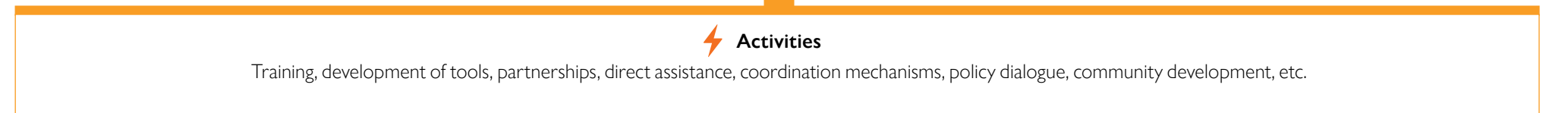
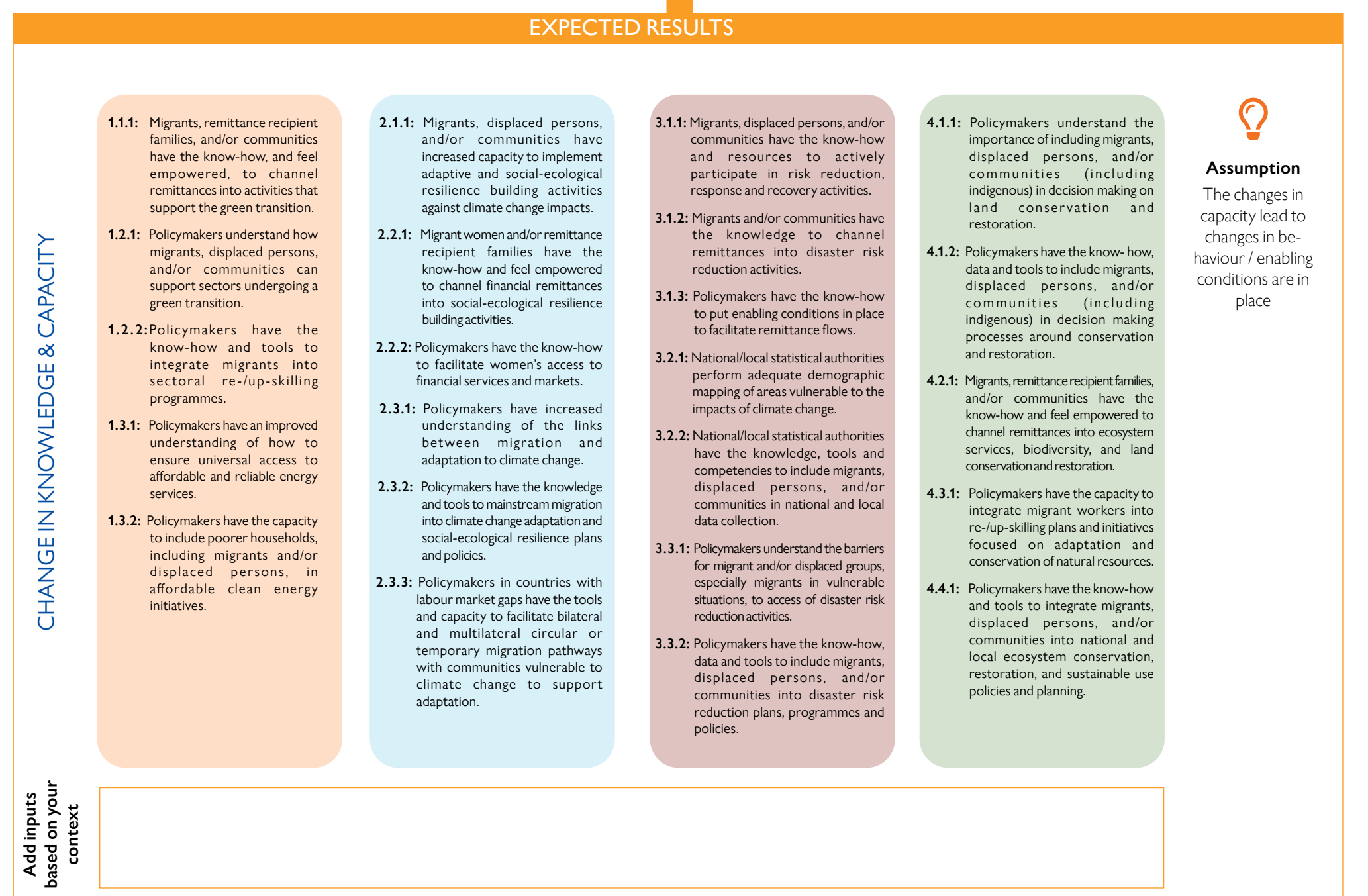
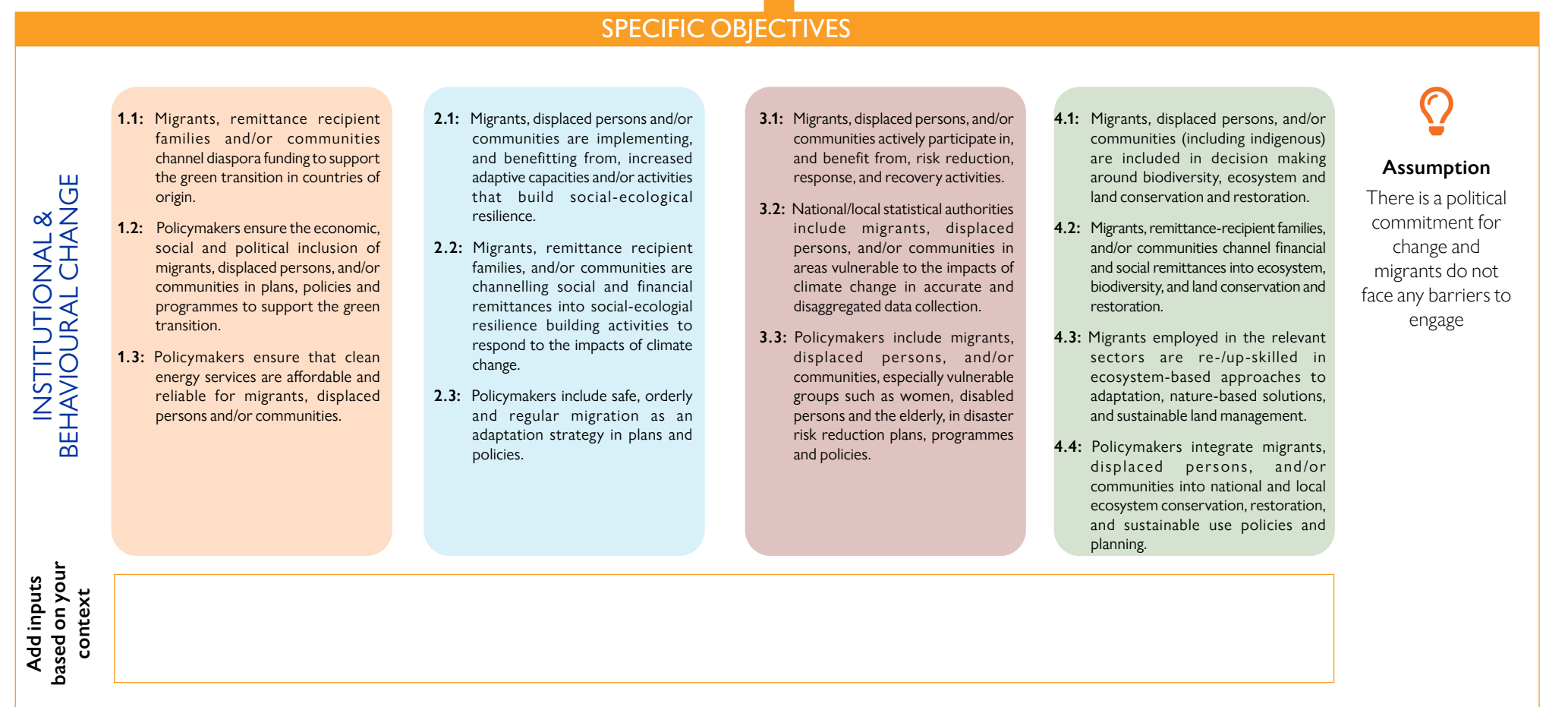
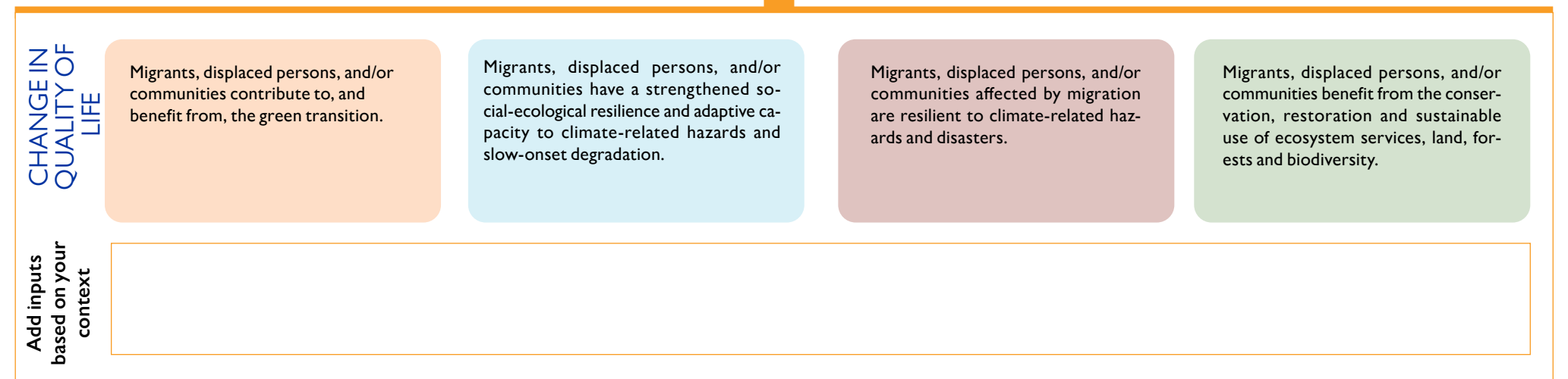
This tool should primarily be used in the design phase, when the overall logic of an intervention is elaborated. The logic of the intervention will be informed by the analysis conducted in the programming phase as well as the Problem Analysis (Tool 5).



How to use this tool?

The user can draw on the generic set of results (at various levels) in the tool based on the sub-sector in focus in order to formulate the logic of an intervention. Many of the results reference migrants, displaced persons, and/or communities²¹ in order to keep it open for the user to choose which term or stakeholder they want to target. The formulation of the results can be adapted and/or extracted from the tool to align with the specific needs in the country or region. The boxes below each result can be used to note which results are relevant and how they could be tailored to fit the logic of the intervention. To see whether the results align with SDG targets, see the relevant footnotes in the Indicator Bank (Tool 8) and Annex VI: Examples of Relevant SDG Targets.

21. When mentioning communities within this tool, it could be the community of origin, destination, transit, or return depending on the country or region in focus.



TOOL 8: INDICATOR BANK

Why use this tool?

The Indicator Bank provides a comprehensive set of indicators (aligned to the extent possible with the SDGs) that can be integrated, or adapted, in an environment and climate change intervention.²²


When to use this tool?

This tool complements the [Theory of Change](#) (Tool 7) and can be used during the design stage.



How to use this tool?


The user can draw on the generic set of indicators in the tool based on the sub-sector in focus in order to formulate the logic of an intervention that responds to the relevant needs in the country or region. This tool should be used in conjunction with the Theory of Change. The indicators related to the specific objectives be found below. The indicators related to the expected results, see [Annex VII: Indicator Bank](#) (Expected Results). The indicators can be selected or adapted based on formulated results of the intervention. Where appropriate, relevant indicators should be disaggregated by sex, gender, age, migration status, and other vulnerabilities.²³

Sub-sector	Specific objectives	Indicators
<p>The Green Economy and Clean Energy</p>  <p>SDG Objectives: 7, 8, 9, 10, 12, 13</p> <p>Global Compact for Migration objectives: 1, 2, 3, 5, 16, 17, 19, 20, 22</p>	<p>1.1: Migrants, remittance recipient families, and/or communities channel diaspora funding to support the green transition in countries of origin.</p>	<p>1.1.a: Number of migrants, remittance recipient families, and/or community members report channelling diaspora funding into activities that support the green transition.</p> <p>1.1.b: Percentage of migrants, remittance recipient families, and/or communities who feel satisfied with the opportunities to channel diaspora funding into activities that support the green transition (disaggregated by sex and migration status).</p> <p>1.1.c: Remittances invested in activities that support the green transition as a proportion of the amount remitted.²⁴</p>

22. These indicators have been contextualized within the [Sustainable Development Goals](#) and the [Global Compact for Migration](#). Where there is a direct alignment with SDG indicator or target (i.e. the indicator provided is language verbatim as the SDG indicator or target), it has been referenced "Directly contributing to existing SDG Target/Indicator XXX". Language of specific targets can be found in [Annex IV: Examples of Relevant SDG Targets](#).

23. This is in reference to SDG target 17.18 which calls for "availability of high-quality, timely and reliable data disaggregated by income, gender, age, race, ethnicity, migratory status, disability, geographic location and other characteristics relevant in national contexts".

24. In line with and contributing to [SDG indicator 10.c](#)

Sub-sector	Specific objectives	Indicators
...	<p>1.2: Policymakers ensure the economic, social and political inclusion of migrants, displaced persons, and/or communities in plans, policies and programmes to support the green transition.²⁵</p> <p>1.3: Policymakers ensure that clean energy services are affordable and reliable for migrants, displaced persons, and/or communities.²⁶</p>	<p>1.2.a: Number of plans, policies and programmes supporting the green transition that include migrants, displaced persons, and/or communities.</p> <p>1.2.b: Number of policymakers consulting with migrants, displaced persons, and/or communities in plans, policies and programmes supporting the green transition.</p> <p>1.3.a: Percentage of population accessing affordable and reliable clean energy services (disaggregated by migration status).²⁷</p> <p>1.3.b: Percentage of population who feel satisfied with the affordability of clean energy services (disaggregated by migration status).</p>
<p>Climate Change Adaptation and Resilience</p>  <p>SDG Objectives: 5, 10, 13</p> <p>Global Compact for Migration objectives: 1, 2, 3, 5, 17, 19, 20</p>	<p>2.1: Migrants, displaced persons, and/or communities are implementing, and benefitting from, increased adaptive capacities and/or social-ecological resilience building activities.²⁸</p>	<p>2.1.a: Percentage of population participating in social-ecological resilience building activities (disaggregated by sex, age and migration status).</p> <p>2.1.c: Percentage of population who are building adaptive capacities (disaggregated by sex, age and migration status).</p> <p>2.1.d: Percentage of population who feel satisfied with their adaptive capacities and participation in social-ecological resilience building activities (disaggregated by sex, age and migration status).</p> <p>2.1.e: Percentage of population who feel that they have benefitted from their participation in adaptive and social-ecological resilience building activities (disaggregated by sex, age and migration status).</p>

25. Directly contributing to existing **SDG Target 10.2** and in line with and contributing to SDG Target 1.4 and SDG Target 17.14

26. In line with and contributing to **SDG Targets 7.1** and **Target 9.1**, and **Target 1.4**

27. In line with and contributing to **SDG indicator 7.1.1**

28. In line with and corresponding to **SDG Target 1.5** and **directly contributing to existing SDG Target 13.1**

Sub-sector	Specific objectives	Indicators
...	<p>2.2: Migrants, remittance recipient families, and/or communities are channelling social and financial remittances into social-ecological resilience building activities to respond to the impacts of climate change.²⁹</p>	<p>2.2.a: Number of migrants, remittance recipient families, and/or community members report channelling social and financial remittances into social-ecological resilience building activities.</p> <p>2.2.b: Percentage of migrants, remittance recipient families, and/or communities who feel satisfied with the opportunities to channel diaspora into social-ecological resilience building activities to respond to the impacts of climate change.</p> <p>2.2.c: Remittances invested in social-ecological resilience building activities to respond to the impacts of climate change as a proportion of the amount remitted.³⁰</p>
	<p>2.3: Policymakers include safe, orderly and regular migration as an adaptation strategy in plans and policies.³¹</p>	<p>2.3.a: Number of food security policies, plans and programmes that feature migrants, displaced persons, and/or communities in rural areas.</p>
<p>Disaster Risk Management</p>  <p>SDG Objectives: 10, 11, 13</p> <p>Global Compact for Migration objectives: 1, 2, 3, 7, 10, 17, 22</p>	<p>3.1: Migrants, displaced persons and/or communities actively participate in, and benefit from, risk reduction, response, and recovery activities.³²</p>	<p>3.1.a: Number of deaths, missing persons and persons affected by disaster per 100,000 people (disaggregated by age, sex and migration status).³³</p> <p>3.1.b: Percentage of population participating in risk reduction, response and recovery activities (disaggregated by age, sex and migration status).</p> <p>3.1.c: Percentage of population who feel satisfied with their level of participation in risk reduction, response and recovery activities (disaggregated by age, sex and migration status).</p> <p>3.1.d: Percentage of population who feel that they have benefitted from their participation in risk reduction, response, and recovery activities (disaggregated by age, sex and migration status).</p>

29. In line with and contributing to existing [SDG Target 1.5](#)

30. In line with and contributing to existing [SDG indicator 10.c](#)

31. In line with and contributing to existing [SDG Target 13.1](#) and [10.7](#)

32. In line with and contributing to existing [SDG Target 1.5](#), [Target 11.b](#) and [Target 13.1](#)

33. **Directly contributing to existing [SDG indicator 13.1.1](#).**

Sub-sector	Specific objectives	Indicators
...	<p>3.2: National/local statistical authorities include migrants, displaced persons, and/or communities in areas vulnerable to the impacts of climate change in accurate and disaggregated data collection.³⁴</p>	<p>3.2.a: Percentage of national/local statistical authority members have increased understanding on inclusive data collection.</p> <p>3.2.b: Number of available studies, assessments, reports, and accurate and disaggregated data on disaster risk management which include migrants, displaced persons, and/or communities.</p>
	<p>3.3: Policymakers include migrants, displaced persons, and/or communities, especially vulnerable groups such as women, disabled persons, and the elderly, in disaster risk reduction plans, programmes and policies.³⁵</p>	<p>3.3.a: Number of disaster risk reduction plans, programmes and policies that include migrants, displaced persons, and/or communities.</p>
<p>Environmental Protection and Sustainable Management of Natural Resources for Ecosystem Services</p>  <p>SDG Objectives: 10, 12, 13, 14, 15</p> <p>Global Compact for Migration objectives: 1, 2, 3, 16, 19, 20</p>	<p>4.1: Migrants, displaced persons, and/or communities (including indigenous) are included in decision making around biodiversity, ecosystem and land conservation and restoration.³⁶</p>	<p>4.1.a: Number of decision making positions held on biodiversity, ecosystem, and land conservation and restoration (disaggregated by sex, age, migration status and indigenous identity).</p> <p>4.1.b: Percentage of population who feel satisfied with their level of participation in decision making around biodiversity, ecosystem, and land conservation and restoration (disaggregated by sex, age, migration status and indigenous identity).</p>
	<p>4.2: Migrants, remittance-recipient families, and/or communities channel financial and social remittances into ecosystem, biodiversity, and land conservation and restoration.³⁷</p>	<p>4.2.a: Number of migrants, remittance recipient families, and/or community members report channelling social and financial remittances into ecosystem, biodiversity, and land conservation and restoration.</p> <p>4.2.b: Percentage of migrants, remittance recipient families, and/or communities who feel satisfied with the opportunities to channel social and financial remittances into ecosystem, biodiversity, and land conservation and restoration (disaggregated by sex).</p> <p>4.2.c: Remittances invested in ecosystem, biodiversity, and land conservation and restoration as a proportion of the amount remitted.³⁸</p>

34. In line with and contributing to existing SDG Target 17.18

35. In line with and contributing to existing SDG Target 1.5 and 11.b and Target 17.14

36. In line with and contributing to existing SDG Indicator 5.5

37. In line with and contributing to existing SDG Target 15.1 and Target 15.a

38. In line with and contributing to existing SDG Indicator 10.c.1

Sub-sector	Specific objectives	Indicators
...	<p>4.3: Migrants employed in the relevant sectors are re-/up-skilled in ecosystem-based approaches to adaptation, nature-based solutions, and sustainable land management.³⁹</p>	<p>4.3.a: Number of migrant workers participating in re-/up-skilling programmes.</p> <p>4.3.b: Percentage of migrant workers who feel satisfied with their access to re-/up-skilling programmes.</p>
	<p>4.4: Policymakers integrate migrants, displaced persons, and/or communities into national and local ecosystem conservation, restoration, and sustainable use policies and planning.⁴⁰</p>	<p>4.4.a: Number of national and local ecosystem conservation, restoration, and sustainable use policies and planning which include migrants, displaced persons, and/or communities.</p>

39. In line with and contributing to existing SDG Targets 15.1 and 15.2

40. In line with and contributing to existing SDG Target 17.14

TOOL 9: PROJECT DESIGN CHECKLIST

Why use this tool?

The Project Design Checklist is a quick reference tool to review the various components of an environment and climate change intervention to ensure that migration has broadly been mainstreamed into project design, as well as to identify any gaps prior to the finalization of its design.

When to use this tool?

This tool should ideally be used towards the end of the design phase. It can be used once the design of the main components of an intervention is complete, but prior to its formal signoff and finalization.



How to use this tool?⁴¹

The user can refer to the questions in this tool to reflect on whether migration has been mainstreamed in the project design. The questions are ordered based on considerations that could be made along the programming and design phases. If the answer to any of the questions is no, then explore whether it would be possible to still factor it in if feasible. There is also an option to mark not applicable (N/A) if the question is not relevant in the given context or type of intervention.

Questions	Yes	No	N/A
1. Are beneficiaries referred to as “residents” or “citizens”? Will this be a barrier for any groups of migrants?			
2. Does migration status (regular or irregular) affect the extent to which migrants can benefit or contribute to the intervention?			
3. Are migrants of any gender or age likely to face legal or other (e.g. practical) barriers to benefiting from the intervention?			
4. Will data be disaggregated by migration status, gender and age?			
5. Have migrants been included as beneficiaries or implementing partners (including diaspora, return migrants, migrant workers, displaced persons etc.)?			
6. Have migrants, their families, or communities affected by migration, been consulted and contributed to the design of the intervention?			
7. Have the needs of different categories of migrants (migrants in vulnerable situations, women, children, irregular migrants and displaced persons) been considered and have activities been adapted accordingly?			
8. Does the intervention respond to diverse local priorities and take account of the particular migration context?			
9. Have opportunities to more effectively channel remittances been considered?			

41. This tool can be used irrespective of the sub-sectors of interest or in focus.

Questions	Yes	No	N/A
10. Have the effects of the intervention on durable solutions for displaced persons been considered?			
11. Has the impact of the intervention on migrant-community dynamics and wider social cohesion been considered?			
12. Have opportunities for the intervention to benefit communities that host returning migrants been considered?			
13. Is there a possibility that partner country stakeholders to the intervention might oppose the inclusion of migrants? How can this risk be mitigated?			



Note what needs to be addressed before finalizing the project design to make sure that migration is effectively mainstreamed.

TOOL 10: PROJECT MONITORING CHECKLIST

Why use this tool?

The Project Monitoring Checklist is a quick reference tool to review the extent to which migration has been integrated into project activities and identify the extent to which it can be improved. Using the tool can help to identify any implementation gaps and trigger thinking of potential adjustments to the activities in the workplan, in consultation with the relevant partners.

When to use this tool?

This tool should be used during the implementation phase. It could feature as part of a monitoring and evaluation plan and can either be used as part of on-going or periodic monitoring.



How to use this tool?⁴²


Users can refer to the questions in this tool to reflect on whether areas of migration mainstreaming are being effectively applied during implementation. If the answer to any of the questions is no, then explore whether it is possible to modify project activities. There is also an option to mark not applicable (N/A) if the question is not relevant in the given context or type of intervention.

Questions	Yes	No	N/A
1. Are different forms of migration ⁴³ being considered in the implementation of this intervention (either directly or indirectly)?			
2. Are migrants being reached and engaged through the interventions (esp. migrants in vulnerable situations, women, children, irregular migrants)?			
3. Are migrants benefiting from this intervention (including vulnerable groups of migrants mentioned above)?			
4. Are communities – for example families staying behind, replace with: communities of origin or destination – benefiting from the intervention?			
5. Do the project indicators disaggregate information based on migration status to ensure that the migrants or their families are being reached (as appropriate)?			
6. Have changing migration dynamics impacted the implementation of project activities?			
7. Are there any emerging challenges and opportunities due to changes in the migration situation?			
8. Do any activities need to be adapted due to unforeseen challenges or recent developments related to migration?			

42. This tool can be used irrespective of the sub-sectors of interest or in focus.

43. examples

Questions	Yes	No	N/A
9. Have there been barriers to convincing partners and stakeholders of the role that migrants play in improving sustainable development outcomes, including climate action?			
10. Are good practices and lessons learned from similar interventions that have integrated migration in environmental and climate change programming informing project implementation?			
11. Are there emerging opportunities for the intervention to contribute, directly or indirectly, to durable solutions for displaced persons?			

 Note the extent to which migration is integrated within the implementation of the intervention and potential areas for improvement.

TOOL 11: PROJECT EVALUATION⁴⁴ CHECKLIST

Why use this tool?

The Project Evaluation Checklist is a quick reference tool to review the extent to which migration was integrated into a project’s design and implementation. Using this tool helps to evaluate how well migration was mainstreamed in an environment and climate change intervention and whether doing so has contributed to the achievement of the project’s results.

When to use this tool?

This Tool should be used towards the end of an intervention, or following its completion (as part of an ex-ante evaluation), during the closure stage of the intervention cycle. As with the [Project Monitoring Checklist](#) (Tool 10), this tool could feature as part of an intervention’s monitoring and evaluation plan.



How to use this tool?⁴⁵

Users can refer to the questions in this tool to see to what extent migration was mainstreamed during the implementation of an intervention. The questions are structured around OECD Development Assistance Committee (DAC) criteria for evaluating development assistance. Explore how the responses can help inform the project evaluation and/or future interventions.

Questions		Yes	No	N/A
Relevance	1. Did the intervention consider the needs or constraints of different types of migrants, including displaced persons, return migrants, and other relevant groups?			
	2. Were the project results aligned with migration-related aspects of development policies and goals (bilateral or multilateral)? For example, SDG Targets, UNFCCC (e.g. WIM Task Force on Displacement recommendations), or the objectives of the GCM or the GCR.			
	3. Were migrants of different types, gender and age groups sufficiently considered when assessing the intervention?			

44. Evaluation is defined in relation to the [DAC Criteria for Evaluating Development Assistance](#) of the Organisation for Economic Co-operation and Development’s (OECD) Development Assistance Committee (DAC): relevance, coherence, effectiveness, efficiency, impact, sustainability.

45. This tool can be used irrespective of the sub-sectors of interest or in focus.

Questions	Yes	No	N/A	
Coherence	1. Was the intervention consistent with relevant international norms and standards as well as national development plans and other relevant policies and frameworks?			
	2. Does the intervention contribute to the achievement of Nationally Determined Contribution (NDC) or National Adaptation Plan (NAP)?			
	3. Is the intervention aligned with relevant sector policies – for example education or employment?			
	4. Was this intervention coordinated with relevant coordination groups, including environment and climate change sector groups?			
	5. Were efforts taken to ensure that the intervention did not duplicate similar efforts?			
Effectiveness	1. Were the needs, problems, and challenges of migrants of different groups effectively addressed?			
	2. Did the intervention contribute to a comprehensive and protection-sensitive migration management approach?			
	3. How did migration – including displacement – influence the achievement of the results?			
Efficiency	1. How did the inclusion of migrants in the project design impact the cost effectiveness of the intervention?			
	2. Were the results equitably allocated and received for migrants as well as their communities?			
Impact	1. Did the intervention contribute to the enjoyment of fundamental rights for migrants of different gender and age groups?			
	2. Did the intervention contribute to more equitable inclusion of migrants of different gender and age groups in the environment and climate change sector?			
	3. Did the intervention contribute to enhanced societal acceptance of migrants of different gender, age and social groups?			
Sustainability	1. Were migrant and non-migrant beneficiaries of different gender and age groups able to exercise ownership of the project results?			
	2. Was the sustainability of the intervention enhanced by integrating migration in the project design?			
	3. Has the intervention contributed to building capacity for integrating migration in the environment and climate change sector?			
	4. Will the intervention continue to be implemented in some form beyond the project end date?			

 Note the extent to which migration was integrated within the intervention and lessons learned to be applied to future interventions.



ANNEXES

ANNEX I: KEY GLOBAL FRAMEWORKS AND COMMITMENTS

This Annex reflects the main international frameworks and commitments that guide countries of origin, transit or destination's approaches to migration, and environment and climate change. Individual commitments will need to be considered in line with their adoption, ratification, reservations, etc.

- The [Guiding Principles on Internal Displacement](#) provides a list of internationally recognized rights and protections that must be provided to internally displaced people, including people displaced by disaster.
- The [United Nations Framework Convention on Climate Change \(UNFCCC\)](#), adopted in 1992, and the Paris Agreement, adopted in 2015 at the twenty-first Conference of the Parties (COP21), recognize the growing links between climate change, displacement and migration. The Paris Agreement led to the [Task Force on Displacement](#), which is mandated to develop recommendations on climate change-related displacement. Since April 2019, the Task Force on Displacement began its second phase of implementation with the new terms of reference. The Task Force on Displacement's new Plan of Action (2019 – 2021), building upon the activities under strategic workstream (d) of the WIM Excom as well as the recommendations arising from the outcomes of its first phase of implementation, was subsequently approved by the WIM Excom in October 2019.
- The [Convention on Biological Diversity \(CBD\)](#) and [United Nations Convention to Combat Desertification \(UNCCD\)](#) complement UNFCCC. In 2014, IOM and UNCCD signed a [memorandum of understanding](#) to address issues related to land and migration, including mobilizing the financial resources of diasporas to combat desertification and restore degraded land.
- The [Sendai Framework for Disaster Risk Reduction 2015–2030](#) recognizes migrants' specific vulnerabilities in disasters and is aimed at addressing drivers of climate and disaster-related displacement by enhancing cooperation between countries, developing DRR plans, promoting the use of multi-hazard, early warning systems and addressing displacement risks.
- The [Nansen Initiative](#) and the [Platform on Disaster Displacement](#) bring together DRR and climate adaptation approaches to deal with displacement, focusing on cross-border movement. The Nansen Initiative culminated in the [Agenda for the Protection of Cross-Border Displaced Persons in the Context of Disasters and Climate Change](#), which was endorsed by 109 States in 2015, and recommends that relocation schemes be avoided if possible, and in cases where relocation cannot be avoided, measures need to be in place to protect people from increased risks and impoverishment.
- The [Addis Ababa Action Agenda](#), adopted by more than 193 countries in July 2015, recognizes the importance of reforming the financial mechanisms that underpin development in order to address human mobility, environment and climate change challenges, with a focus on reducing remittance transfer costs in low volume high cost corridors typically used by low-income earning migrants.
- The [New York Declaration for Refugees and Migrants](#), concluded in September 2016, recognizes the adverse effects of climate change and disasters as key drivers of human mobility and reiterates the commitments made by Heads of States to address those drivers through the 2030 Agenda.
- The [1951 Refugee Convention](#) defines the term 'refugee' and outlines the rights of the displaced, as well as the legal obligations of States to protect them.
- The [Global Compact for Safe, Orderly and Regular Migration \(GCM\)](#) is the first inter-governmentally negotiated and non-binding agreement that covers all dimensions of international migration in a holistic and comprehensive manner. The GCM calls on governments to integrate migration into different sectors of governance, including environment and climate change. The GCM advises reflecting on adverse environmental and climate change drivers and structural factors that compel people to move, while also strengthening analysis and data to map migration movements resulting from climate change. The GCM also calls on States to invest in disaster risk reduction and resilience building.
- The [Global Compact on Refugees \(GCR\)](#) is a framework for more predictable and equitable responsibility-sharing to improve responses to refugee situations so that host communities get the support they need and that refugees can lead productive lives. The GCR calls for sustainable management of natural resources and ecosystems in both rural and urban areas.

- [2030 Agenda for Sustainable Development](#) is a plan of action for people, planet and prosperity, providing an overarching framework to address the complex and dynamic relationship between migration and development. Strengthening resilience and adaptive capacity to climate change is an integral component of the 2030 Agenda and its Sustainable Development Goals (SDGs), as seen in SDGs 11, 13, and 15 and as relevant for the achievement of other SDG targets.

GCM Objectives: Migration, Environment, and Climate Change

Commits to developing and using country-specific migration profiles, which include disaggregated data on all migration-relevant aspects in a national context including those on environmental impacts of migration in order to develop evidence-based migration policies (under Objective 1);

Commits to creating conducive environmental conditions for people to lead peaceful and sustainable lives in their own country and to fulfilling their personal aspirations, while also ensuring that deteriorating environments do not compel individuals to live elsewhere (under Objective 2);

Commits to cooperating to identify, develop and strengthen solutions for migrants compelled to leave their countries of origin owing to slow-onset natural hazards, the adverse effects of climate change, and environmental degradation, including by devising planned relocation and visa options, in cases where adaptation in or return to their country of origin is not possible (under Objective 5).

ANNEX II: EUROPEAN UNION DEVELOPMENT COOPERATION IN THIS SECTOR

This Annex reflects the EU's primary development cooperation and commitments that guide the EU's approach to the governance of migration, environment, and climate change.

The EU Staff Working Document [Climate Change, Environmental Degradation, and Migration](#) provides a detailed exploration of environmental migration, making comprehensive recommendations for future action in this field, including the link between environmental migration and development. The [Strategic Approach to Resilience in EU's external Action \(2017a\)](#) builds on those statements, acknowledging migrants' positive contributions and identifying environmental degradation, climate change, migration and forced displacement as interlinked structural pressures.

Released in 2013, the EU contribution for the UN High-level dialogue [Maximizing the Development Impact of Migration \(2013b\)](#) also expands on this concept stating that 'migration and mobility have a profound impact in both positive and negative terms on progress towards sustainable economic, social and environmental development of both low- and middle-income countries of origin and destination' (p.3)

The [2016 European Commission Guidelines on Integrating Environment and Climate Change into EU international cooperation and development](#) define the environment as including the biophysical resources and conditions on which human lives and activities depend, and which they, in turn, influence. The EU systematically mainstreams environment and climate change into development cooperation as a cross-cutting issue.

The European Union (EU) increasingly recognizes the relationship between the environment, climate change and migration. In the [2017 European Consensus on Development \(2017b\)](#), it identifies migration and climate change as cross-cutting issues integral to achieving sustainable development, and makes references to the links between migration, the environment, natural resource management, poverty reduction and growth.

In December 2019, the European Commission released the [European Green Deal](#), an integral part of the European Commission (EC)'s strategy to implement the Paris Agreement on Climate Change and the 2030 Agenda and Sustainable Development Goals (SDGs). The European Green Deal will reshape internal EU landscape during the transition to a low-carbon economy, it will also have both direct and indirect effects on EU partner countries globally. Several documents contributing to the European Green Deal refer to cooperation with non-EU countries, including the [EU Strategy on Adaptation to Climate Change](#), the [Farm-to-Fork Strategy](#), the [Biodiversity Strategy for 2030](#) and the [Circular Economy Action Plan](#) (European Commission, 2020).

ANNEX III: OTHER SECTOR-SPECIFIC GUIDELINES AND TOOLS

This Annex includes sector-specific tools and guidelines that complement the approaches reflected in this Toolkit. These can be referenced for more detailed and comprehensive guidance on specific elements of the integration of migration into development cooperation interventions.

Title	Organization	Description
<i>Agenda for the Protection of Cross-Border Displaced Persons in the context of Disasters and Climate Change</i>	The Nansen Initiative	Provides recommendations relating to cross-border disaster-related displacement.
<i>A Toolbox: Planning Relocations to Protect People from Disasters and Environmental Change</i>	Georgetown University, UNHCR, IOM and United Nations University	Offers practical guidance on protecting people from disasters and environmental change through planned relocation.
<i>Contributions and Counting: Guidance on Measuring the Economic Impact of your Diaspora beyond Remittances</i>	IOM	Provides guidance for governments and national authorities looking to understand and measure the economic contributions made by their diaspora to their country of origin.
<i>Fact Sheet: Women, Gender Equality and Climate Change</i>	UNDP and IOM	Analyzes how women are affected by climate change related issues; and how they respond, is provided together with references to relevant United Nations mandates and information sources. It covers many gender-related topics and relevant resources are provided.
<i>Gender and Climate Change: Training module 1 Capacity development series – Africa</i>	UNDP	Provides basic information and learning tools needed to understand and advocate for the integration of gender perspectives into regional-, national-, and community-level climate change initiatives. It covers the following topics: i) Effects of climate change in Africa; ii.) Basic facts on gender equality; iii.) Gender-differentiated impacts of climate change; iv.) Need and options for gender-sensitive responses to climate change.
<i>Groundswell : Preparing for Internal Climate Migration</i>	World Bank	Provides modelling for internal climate migration, projections for specific regions in focus, case studies in Ethiopia, Bangladesh and Mexico and key messages.
<i>Groundswell Part 2 : Acting on Internal Climate Migration</i>	World Bank	Contains an analysis of climate migration East Asia and the Pacific, North Africa, and Eastern Europe and Central Asia. Together, they present a global snapshot.

Title	Organization	Description
<i>iDiaspora: User Guide for Supervisors</i>	IOM	Provides a global engagement and knowledge exchange hub for diaspora communities and those looking to engage with them. iDiaspora is set up with the objective of empowering transnational communities around the world to engage as development actors.
<i>Issue in Brief No. 8 – Human Rights, Climate Change, Environmental Degradation: A New Paradigm</i>	IOM and MPI	Notes the need to defend the rights of migrants whose movement is induced by environmental degradation or climate change, particularly in the highly vulnerable Asia-Pacific region, by pursuing an integrated approach to climate change that incorporates rights-based strategies. This issue brief evaluates the current human rights framework; identifies gaps both in the legal framework and in implementation; and then reviews different legal options available to the international community.
<i>Land Tenure Toolkit: Pastoralism, Land Rights and Tenure</i>	IFAD	Describes the challenges to equal land tenure access for pastoralists, provides best practices and aims to support the design of results-based country strategic opportunities programmes (RB-COSOPs) and projects.
<i>Making mobility work for adaptation to environmental changes – Results from the MECLEP global research</i>	IOM and EU	Provides evidence on whether migration, including displacement and planned relocation, can benefit or undermine adaptation to environment and climate change.
<i>Migration, Environment and Climate Change: Training Manual (Facilitators’ Guide)</i>	IOM	Provides an in-depth overview on the concepts of the migration-environment nexus, mobility and disasters and slow-onset events, data, legal issues, regional perspectives, and a step-by-step roadmap on how to integrate human mobility into policies including climate change adaptation policies.
<i>Migrants in Disaster Risk Reduction – Practices for Inclusion</i>	IOM	Offers guidance on migrant-inclusive DRR.
<i>Moving towards a Common Approach to Environmental and Social Standards for UN Programming</i>	UN Environment Management Group	Presents several elements of the Model Approach to Environmental and Social Standards for UN Programming. This approach is a means to implement a common approach among UN entities to ensure high environmental and social standards in programming.
<i>Overview of linkages between gender and climate change</i>	UNDP	Notes how the importance of gender equality and women’s empowerment continues to influence, shape and drive the collective climate and human development effort.

Title	Organization	Description
<i>Social and Environmental Standards (SES)</i>	UNDP	Provides safeguard standards that are vital to risk management of programming and project development. Section 1 outlines UNDPs key programming principles, Section 2 notes the project level standards which include Biodiversity Conservation and Sustainable Natural Resource Management, Climate Change and Disaster Risk, Displacement and Resettlement, Indigenous Peoples.
<i>The climate change-human trafficking nexus</i>	IOM	Provides evidence related to the connections between climate change, disasters and human trafficking and recommendations for emergency and development contexts.

ANNEX IV: GUIDING PRINCIPLES

The Annex outlines guiding principles that should be considered when using the Toolkit. Adhering to these interdependent principles can help to ensure that the intervention leaves no one behind and contributes to wider sustainable development outcomes.⁴⁶ These should also help to ensure that interventions are mindful of indigenous communities, and persons of all genders, ages, and abilities.

RIGHTS BASED APPROACH

Adopting a rights-based approach when using this Toolkit entails considering rights principles at all phases of the intervention cycle and across the tools. This includes ensuring that interventions are in conformity with international human rights frameworks and standards, and with particular consideration for migrants' rights.

DO-NO-HARM

The 'do no harm' principle emphasizes the importance of ensuring that the protection needs of migrants (particularly those in vulnerable situations) are considered. This also requires recognizing the potential for harm at any stage of an intervention and ensuring that this is addressed from the outset.

NON-DISCRIMINATION

The principle of non-discrimination is fundamental to basic human rights and has relevance across all migration-related interventions. Migrants are particularly vulnerable to discrimination and therefore, particular care should be taken to ensure that interventions are inclusive and non-discriminatory, regardless of migration status, sex, age, gender, sexuality, religion, race or any other factor.

GENDER-SENSITIVE AND CHILD-CENTRED APPROACHES

Gender is a central component of an individual's migration experience. The roles, expectations, and power dynamics associated with being a man, woman, boy or girl, exposes individuals to different types of vulnerabilities and risks. Therefore, gender should be taken into consideration at all phases of an intervention. Additionally, any interventions involving children should follow a child rights approach, with the best interest of the child at the centre.

PEOPLE CENTERED

Interventions that integrate migration have a human dimension that includes migrants and/or displaced persons, communities or origin, transit, destination and/or return. Social cohesion is strengthened and/or reinforced by targeting community members equally, while considering their respective needs. Therefore, the needs and experiences of 'people' should be at the centre of any intervention.

WHOLE-OF-GOVERNMENT, WHOLE-OF-SOCIETY

The role and responsibility of governments is critical in responding to the multi-dimensional realities of migration. This typically requires horizontal and vertical engagement, across all sectors and levels of government. Similarly, governments cannot respond to migration realities alone. Engaging with a range of actors, across society, including (but not limited to) migrants, diaspora, civil society organizations, academia, the private sector, among others, contributes to ensuring a holistic response.

46. These guiding principles are broadly guided by the universal values of the 2030 Agenda and the guiding principles in the GCM. For more information, see Annex I: Key Global Frameworks and Commitments.

ANNEX V: DATA SOURCES

This Annex complements the *Situation Analysis (Tool 2)* and includes sector-specific data sources. These can be referenced when responding to the questions in that tool.

Key Data Sources ⁴⁷	
Country-Specific Sources of Data and information (this data can be often found online, otherwise should be sought from relevant stakeholders)	Census
	Demographic Survey
	Migration Profile
	National Adaptation Plan
	Nationally Determined Contributions
	National Communication to the UNFCCC
	National Development Strategy
	Other forms of national sample surveys
	Submissions to the regional and global GCM review
	UN Common Country Analysis
	UN Sustainable Development Cooperation Framework
<p>IOM's Migration Data Portal provides timely, comprehensive migration statistics and reliable information about migration data globally, regionally and per country.</p>	
<p>Displacement Tracking Matrix (DTM) is a system run by IOM that tracks and monitors population mobility, particularly displacement. The system flags urgent concerns such as sanitation problems, access to health care, etc. to relevant agencies for follow up.</p>	
<p>UN Statistics Division and UNDESA collects, compiles and disseminates official demographic and social statistics on a number of topics, including migration. These include International Migration Stocks and the United Nations Global Migration Database and International migration flows to and from selected countries: The 2019 Revision.</p>	
<p>Displacement Tracking Matrix (DTM) is a system run by IOM that tracks and monitors population mobility, particularly displacement. The system flags urgent concerns such as sanitation problems, access to health care, etc. to relevant agencies for follow up.</p>	
<p>UNHCR's Refugee Population Statistics Database contains information about forcibly displaced populations (including refugees, asylum-seekers and internally displaced people). Data reflected on the site reflects figure captured by UNHCR, UNRWA, and IDMC.</p>	

47. These are non-exhaustive data and should be reflective of the specific context in focus. There are benefits and limitations of the various sources. Given the dynamic nature of migration, it is helpful to use recent resources, as far as possible. If no data is available, this could be an area for follow-up during discussions with stakeholders as part of the stakeholder analysis (see below) or ongoing policy dialogue processes with the partner government(s).

Key Data Sources⁴⁷

Annual reports like IOM's [World Migration Report](#), UNHCR's [Global Trends in Forced Displacement Report](#), IDMC's [Global Report on Internal Displacement](#) are also reliable data sources as well as analysis

Data and figures on human trafficking can be found on the [Global Data Hub on Human Trafficking](#) and UNODC's [Global Report on Trafficking in Persons](#).

The World Bank's [Migration and Remittances Data](#) and KNOMAD's [Issue Briefs on Migration and Development](#) and [Climate Change Knowledge Portal \(CCKP\)](#) provides updates on global trends in migration and remittances.

The World Bank's [ThinkHazard!](#) Portal provides an over view of the hazards in a specific location that should be taken into account when designing and implementing projects to promote disaster and climate resilience

The UN Network on Migration's [Migration Network Hub](#) is a space where governments, stakeholders and experts can access and share migration-related information and services.

UNDP's [Social and Environmental Screening Procedure \(SESP\)](#) supports users to identify potential environmental risks of their projects and to maximize social and environmental opportunities and benefits and strengthen social and environmental sustainability.

UNDP's [Human Development Index](#) captures key dimensions of human development, including a long and healthy life

IOM's [Environmental Migration Portal](#) is a knowledge platform which provides up-to-date information on key policy processes and developments, capacity building efforts, research and publications, and operational projects on MECC.

The World Bank's [Worldwide Governance Indicators](#) provides indicators to measure global governance, including migration governance.

The [Migration Governance Indicators](#) from IOM were developed to assess national frameworks, and help to operationalize the MiGOF.






IDMC's [Global Internal Displacement Database](#), [Global Displacement Risk Model](#) and [Displacement Data Exploration Tool](#) provide data, modelling, and a database on displacement, allowing for disaggregation by natural hazard.

The Université de Neuchâtel provide the [Climig Database: Migration, Climate Change and the Environment](#) which provides a database of project and papers addressing the Migration, Environment and Climate Change nexus.

ANNEX VI: EXAMPLES OF RELEVANT SDG TARGETS

This Annex complements the *Theory of Change* (Tool 7) and *Indicator Bank* (Tool 8). It can be used to identify where the Specific Objectives and Expected Results (derived through the Theory of Change) align with the relevant SDG targets.

Goal	Relevant targets
 <p>1 NO POVERTY</p>	<p>1.4: By 2030, ensure that all men and women, in particular the poor and the vulnerable, have equal rights to economic resources, as well as access to basic services, ownership and control over land and other forms of property, inheritance, natural resources, appropriate new technology and financial services, including microfinance.</p> <p>1.5: By 2030, build the resilience of the poor and those in vulnerable situations and reduce their exposure and vulnerability to climate-related extreme events and other economic, social and environmental shocks and disasters.</p>
 <p>5 GENDER EQUALITY</p>	<p>5.5: Ensure women's full and effective participation and equal opportunities for leadership at all levels of decision making in political, economic and public life.</p> <p>5.a: Undertake reforms to give women equal rights to economic resources, as well as access to ownership and control over land and other forms of property, financial services, inheritance and natural resources, in accordance with national laws.</p> <p>5.c: Adopt and strengthen sound policies and enforceable legislation for the promotion of gender equality and the empowerment of all women and girls at all levels.</p>
 <p>6 CLEAN WATER AND SANITATION</p>	<p>6.1: By 2030, achieve universal and equitable access to safe and affordable drinking water for all.</p> <p>6.2: By 2030, achieve access to adequate and equitable sanitation and hygiene for all and end open defecation, paying special attention to the needs of women and girls and those in vulnerable situations.</p> <p>6.3: By 2030, improve water quality by reducing pollution, eliminating dumping and minimizing release of hazardous chemicals and materials, halving the proportion of untreated wastewater and substantially increasing recycling and safe reuse globally.</p>
 <p>7 AFFORDABLE AND CLEAN ENERGY</p>	<p>7.1: By 2030, ensure universal access to affordable, reliable and modern energy services.</p>

<p>8 DECENT WORK AND ECONOMIC GROWTH</p> 	<p>8.8: Protect labour rights and promote safe and secure working environments for all workers, including migrant workers, in particular women migrants, and those in precarious employment.</p>
<p>9 INDUSTRY, INNOVATION AND INFRASTRUCTURE</p> 	<p>9.1: Develop quality, reliable, sustainable and resilient infrastructure, including regional and transborder infrastructure, to support economic development and human well-being, with a focus on affordable and equitable access for all.</p>
<p>10 REDUCED INEQUALITIES</p> 	<p>10.1: By 2030, progressively achieve and sustain income growth of the bottom 40 per cent of the population at a rate higher than the national average.</p> <p>10.2: By 2030, empower and promote the social, economic and political inclusion of all, irrespective of age, sex, disability, race, ethnicity, origin, religion or economic or other status.</p> <p>10.7: Facilitate orderly, safe, regular and responsible migration and mobility of people, including through the implementation of planned and well-managed migration policies.</p> <p>10.c: By 2030, reduce to less than 3 per cent the transaction costs of migrant remittances and eliminate remittance corridors with costs higher than 5 per cent.</p>
<p>11 SUSTAINABLE CITIES AND COMMUNITIES</p> 	<p>11.5: By 2030, significantly reduce the number of deaths and the number of people affected and substantially decrease the direct economic losses relative to global gross domestic product caused by disasters, including water-related disasters, with a focus on protecting the poor and people in vulnerable situations.</p> <p>11.b: By 2020, substantially increase the number of cities and human settlements adopting and implementing integrated policies and plans towards inclusion, resource efficiency, mitigation and adaptation to climate change, resilience to disasters, and develop and implement, in line with the Sendai Framework for Disaster Risk Reduction 2015-2030, holistic disaster risk management at all levels.</p>
<p>13 CLIMATE ACTION</p> 	<p>13.1: Strengthen resilience and adaptive capacity to climate-related hazards and natural disasters in all countries.</p> <p>13.2: Integrate climate change measures into national policies, strategies and planning.</p> <p>13.3: Improve education, awareness-raising and human and institutional capacity on climate change mitigation, adaptation, impact reduction and early warning.</p> <p>13.b: Promote mechanisms for raising capacity for effective climate change-related planning and management in least developed countries and small island developing States, including focusing on women, youth and local and marginalized communities.</p>



14.2: By 2020, sustainably manage and protect marine and coastal ecosystems to avoid significant adverse impacts, including by strengthening their resilience, and take action for their restoration in order to achieve healthy and productive oceans.

14.4: By 2020, effectively regulate harvesting and end overfishing, illegal, unreported and unregulated fishing and destructive fishing practices and implement science-based management plans, in order to restore fish stocks in the shortest time feasible, at least to levels that can produce maximum sustainable yield as determined by their biological characteristics.

14.6: By 2020, prohibit certain forms of fisheries subsidies which contribute to overcapacity and overfishing, eliminate subsidies that contribute to illegal, unreported and unregulated fishing and refrain from introducing new such subsidies, recognizing that appropriate and effective special and differential treatment for developing and least developed countries should be an integral part of the World Trade Organization fisheries subsidies negotiation.



15.1: By 2020, ensure the conservation, restoration and sustainable use of terrestrial and inland freshwater ecosystems and their services, in particular forests, wetlands, mountains and drylands, in line with obligations under international agreements.

15.2: By 2020, promote the implementation of sustainable management of all types of forests, halt deforestation, restore degraded forests and substantially increase afforestation and reforestation globally.

15.3: By 2030, combat desertification, restore degraded land and soil, including land affected by desertification, drought and floods, and strive to achieve a land degradation-neutral world.

15.4: By 2030, ensure the conservation of mountain ecosystems, including their biodiversity, in order to enhance their capacity to provide benefits that are essential for sustainable development.

15.5: Take urgent and significant action to reduce the degradation of natural habitats, halt the loss of biodiversity and, by 2020, protect and prevent the extinction of threatened species.

15.6: Promote fair and equitable sharing of the benefits arising from the utilization of genetic resources and promote appropriate access to such resources, as internationally agreed.

15.9: By 2020, integrate ecosystem and biodiversity values into national and local planning, development processes, poverty reduction strategies and accounts.

15.a: Mobilize and significantly increase financial resources from all sources to conserve and sustainably use biodiversity and ecosystems.




17.8: Fully operationalize the technology bank and science, technology and innovation capacity-building mechanism for least developed countries by 2017 and enhance the use of enabling technology, in particular information and communications technology.

17.14: Enhance policy coherence for sustainable development.

17.18: By 2020, enhance capacity-building support to developing countries, including for least developed countries and small island developing States, to increase significantly the availability of high-quality, timely and reliable data disaggregated by income, gender, age, race, ethnicity, migratory status, disability, geographic location and other characteristics relevant in national contexts.

ANNEX VII: INDICATOR BANK (EXPECTED RESULTS)

This Annex is a continuation of the *Indicator Bank (Tool 8)*. It includes examples of indicators that would measure the expected results highlighted in the *Theory of Change (Tool 7)*.

Sub-sector	Expected results	Indicators
<p data-bbox="220 483 469 539">The Green Economy and Clean Energy</p>  <p data-bbox="220 701 419 757">SDG Objectives: 7, 8, 9, 10, 12, 13</p> <p data-bbox="220 790 496 875">Global Compact for Migration objectives: 1, 2, 3, 5, 16, 17, 19, 20, 22</p>	<p data-bbox="539 483 860 701">1.1.1: Migrants, remittance recipient families, and/or communities have the know-how, and feel empowered, to channel remittances into activities that support the green transition.</p>	<p data-bbox="887 483 1380 640">1.1.1.a: Availability of timely, accessible, and transparent information on i.) the activities that support the green transition, ii.) how to channel remittances into these activities, iii.) the benefits of doing so.</p> <p data-bbox="887 663 1380 757">1.1.1.b: Number of migrants, remittance recipient families, and/or community members accessing and utilizing this information.</p> <p data-bbox="887 779 1380 965">1.1.1.c: Percentage of migrants, remittance recipient families, and/or community members accessing and utilizing the above information have increased knowledge on how to channel remittances into activities that support the green transition.</p> <p data-bbox="887 987 1380 1122">1.1.1.d: Number of migrants, remittance recipient families, and/or communities report feeling empowered to channel remittances into activities that support the green transition.</p>
	<p data-bbox="539 1193 860 1379">1.2.1: Policymakers understand how migrants, displaced persons, and/or communities can support sectors undergoing a green transition.</p>	<p data-bbox="887 1193 1380 1350">1.2.1.a: Availability of accurate, timely, accessible, and transparent information on how migrants, displaced persons, and/or communities can support sectors undergoing a green transition.</p> <p data-bbox="887 1373 1380 1581">1.2.1.b: Availability of accurate and disaggregated data on demographic population data and migrant flows (disaggregated by sex, age and migration status), sectors undergoing the green transition, labour market gaps in these sectors (disaggregated by sector, job type, high or low skilled).</p> <p data-bbox="887 1603 1380 1653">1.2.1.c: Number of policymakers report accessing and utilizing this information and data.</p> <p data-bbox="887 1675 1380 1821">1.2.1.d: Percentage of policymakers who accessed this information and data have increased knowledge on how migrants, displaced persons, and/or communities can support sectors undergoing a green transition.</p>

Sub-sector	Expected results	Indicators
	<p>1.2.2: Policymakers have the know-how and tools to integrate migrants into sectoral re-/up-skilling programmes.⁴⁸</p>	<p>1.2.2.a: Availability of accurate and disaggregated data on the sectors requiring re-/up-skilling and the workers in these sectors (disaggregated by sex, age and migration status, and sector/job types/high or low skilled).</p> <p>1.2.2.b: Availability of accurate, timely, accessible, and transparent information on the importance of including migrants in sectoral re-/up-skilling programmes.</p> <p>1.2.2.c: Percentage of policymakers accessing and utilizing this information and data have increased knowledge on how to integrate migrants in sectoral reskilling programmes.</p> <p>1.2.2.d: Number of tools (e.g. plans/strategies) available to policymakers to integrate migrants into sectoral reskilling programmes.</p>
	<p>1.3.1: Policymakers have an improved understanding of how to ensure universal access to affordable and reliable energy services.⁴⁹</p>	<p>1.2.1.a: Availability of accurate data on populations accessing affordable and reliable energy services (disaggregated by sex, age and migration status, and energy service dissemination).</p> <p>1.2.1.b: Availability of accurate, timely, accessible, and transparent information on the importance of ensuring ensure universal access to affordable, reliable, and modern energy services, and how to provide universal access.</p> <p>1.2.1.c: Number of policymakers accessing and utilizing this information and data.</p> <p>1.2.1.d: Percentage of policymakers who accessed this information and data have increased knowledge on how to ensure universal access to affordable, reliable, and modern energy services.</p>
	<p>1.3.2: Policymakers have the capacity to include poorer households, including migrants and/or displaced persons, in affordable clean energy initiatives.⁵⁰</p>	<p>1.3.2.a: Availability of accurate and disaggregated data on populations included in clean energy initiatives (disaggregated by geographic location and migration status).</p> <p>1.3.2.b: Availability of accurate, timely, accessible, and transparent information on i.) the clean energy initiatives available, and how to include migrant and displaced persons in these initiatives.</p> <p>1.3.2.c: Number of policymakers accessing and utilizing this information and data.</p> <p>1.3.2.d: Percentage of policymakers accessing and utilizing this information and data have increased knowledge on how to include migrants and/or displaced persons in affordable clean energy initiatives.</p> <p>1.3.2.e: Policymakers report having the human and financial capacity to include migrant and/or displaced persons in affordable clean energy initiatives.</p>

48. In line with and contributing to existing [SDG Target 17.18](#)

49. **Directly contributing to existing [SDG Target 7.1](#)** and in line with and contributing to existing [SDG Target 1.4](#)

50. In line with and contributing to existing [SDG Target 7.1](#) and [SDG Target 1.4](#)

Sub-sector	Expected results	Indicators
<p data-bbox="220 215 411 300">Climate Change Adaptation and Resilience</p>  <p data-bbox="220 439 419 495">SDG Objectives: 5, 10, 13</p> <p data-bbox="220 512 472 600">Global Compact for Migration objectives: 1, 2, 3, 5, 17, 19, 20</p>	<p data-bbox="544 215 863 434">2.1.1: Migrants, displaced persons, and/or communities have increased capacity to implement adaptive and social-ecological resilience building activities against climate change impacts.⁵¹</p>	<p data-bbox="892 215 1385 371">2.1.1.a: Availability of accurate, timely, accessible, and transparent information on i.) the adaptive capacities and social-ecological resilience building activities available, and ii.) how to implement them.</p> <p data-bbox="892 383 1385 539">2.1.1.b: Number of migrants, displaced persons, and/or communities who are accessing and utilizing this available information on adaptive capacities and social-ecological resilience building activities.</p> <p data-bbox="892 551 1385 707">2.1.1.c: Percentage of migrants, displaced persons, and/or communities who accessed and utilized this information have increased knowledge on adaptive capacities and social-ecological resilience building activities.</p> <p data-bbox="892 719 1385 875">2.1.1.d: Number of migrants, displaced persons, and/or communities who report having the human and financial resources to implement adaptive and social-ecological resilience building activities against climate change impacts.</p>
	<p data-bbox="544 893 863 1113">2.2.1: Migrant women and/or remittance recipient families have the know-how and feel empowered to channel financial remittances into social-ecological resilience building activities.⁵²</p>	<p data-bbox="892 898 1385 983">2.2.1.a: Number of migrant women and/or female remittance recipient members who have access to financial services and markets.</p> <p data-bbox="892 994 1385 1088">2.2.1.b: The legal framework (including customary law) guarantees women's equal rights to financial inclusion and land ownership⁵³</p> <p data-bbox="892 1099 1385 1290">2.2.1.c: Availability of accurate, timely, accessible, and transparent information on channelling financial remittances into social-ecological resilience building, how to access financial services and markets, and on financial decision making.</p> <p data-bbox="892 1301 1385 1357">2.2.1.d: Migrant women and female community members report accessing the above information.</p> <p data-bbox="892 1368 1385 1491">2.2.1.e: Migrant women and female community members accessing the above information have increased financial literacy to channel remittances into resilience building.</p> <p data-bbox="892 1503 1385 1626">2.2.1.f: Migrant women and remittance recipient families report feeling empowered to channel financial remittances into social-ecological resilience building activities.</p>

51. In line with and contributing to existing [SDG Target 1.5](#), [SDG Target 11.b](#) and [Target 13.1](#)

52. In line with and contributing to existing [SDG Target 5.a](#) and [SDG Target 13.1](#)

53. In line with and contributing to existing [SDG Indicator 5.a.2](#)

Sub-sector	Expected results	Indicators
	<p>2.2.2: Policymakers have the know-how to facilitate women's access to financial services and markets.⁵⁴</p>	<p>2.2.2.a: Availability of accurate data on families remaining in communities of origin (disaggregated by age and sex) and on the availability of financial services, institutions and markets.</p> <p>2.2.2.b: Availability of accurate, timely, accessible, and transparent information on i.) the importance of women's access to financial services and markets, ii.) the linkages between this access, remittance channelling and increased financial decision making, and iii.) how to facilitate women's access to financial services and markets.</p> <p>2.2.2.c: Number of policymakers report accessing and utilizing this information and data.</p> <p>2.2.2.d: Percentage of policymakers accessing and utilizing the above information and data have increased knowledge on how to facilitate women's access to financial services and markets.</p>
	<p>2.3.1: Policymakers have increased understanding of the links between migration and adaptation to climate change.⁵⁵</p>	<p>2.3.1.a: Availability of accurate, timely, accessible, and transparent information on the links between migration and adaptation to climate change.</p> <p>2.3.1.b: Number of policymakers accessing and utilizing this information.</p> <p>2.3.1.c: Percentage of policymakers accessing and utilizing this information have increased knowledge of the links between migration and adaptation to climate change.</p>
	<p>2.3.2: Policymakers have the knowledge and tools to mainstream migration into climate change adaptation and social-ecological resilience plans and policies.⁵⁶</p>	<p>2.2.3.a: Availability of accurate, timely, accessible, and transparent information on the importance of facilitating remittance transfer to areas experiencing food insecurity, and the obstacles to migrants, displaced persons, and/or communities access to healthy diets and nutritious food and how to overcome them.</p> <p>2.2.3.b: Number of policymakers accessing and utilizing the available information and data.</p> <p>2.2.3.c: Percentage of policymakers accessing and utilizing the available information and data have increased knowledge on how to facilitate migrants', displaced persons', and/or communities' access to healthy diets and nutritious food.</p> <p>2.2.3.d: Number of policymakers report having sufficient human and financial resources to facilitate migrants', displaced persons', and/or communities' access to healthy diets and nutritious food.</p>

54. In line with and contributing to existing [SDG Target 5.a](#) and [Target 10.7](#)

55. In line with and contributing to existing [SDG Target 13.2](#) and [13.3](#)

56. In line with and contributing to existing [SDG Target 13.2](#) and [SDG Target 17.14](#)

Sub-sector	Expected results	Indicators
	<p>2.3.3: Policymakers in countries with labour market gaps have the tools and capacity to facilitate bilateral and multilateral circular or temporary migration pathways with communities vulnerable to climate change to support adaptation.⁵⁷</p>	<p>2.2.3.a: Availability of accurate and disaggregated data to facilitate bilateral and multilateral circular or temporary migration pathways (this could include data on current migration flows (disaggregated where possible by communities/countries of origin, sex and age); on communities fragile to climate change impacts (disaggregated where possible by climate change impacts, skill sets, sex, age), and on labour market gaps in countries of destination).</p> <p>2.2.3.b: Availability of accurate, timely, accessible, and transparent information on the importance of facilitating circular or temporary migration pathways to and from communities fragile to climate change impacts, and how to do so.</p> <p>2.2.3.c: Availability of tools (e.g. plans/strategies) to facilitate bilateral and multilateral circular or temporary migration to and from communities fragile to climate change impacts.</p> <p>2.2.3.d: Number of policymakers report accessing and utilizing the above data, information and tools.</p> <p>2.2.3.e: Percentage of policymakers accessing and utilizing the above data, information and tools have increased on knowledge on how to facilitate circular or temporary migration pathways to and from climate-impacted communities to support adaptation to climate change.</p>
<p>Disaster Risk Management</p>  <p>SDG Objectives: 10, 11, 13</p> <p>Global Compact for Migration objectives: 1, 2, 3, 7, 10, 17, 22</p>	<p>3.1.1: Migrants, displaced persons, and/or communities have the know-how and resources to actively participate in risk reduction, response, and recovery activities.⁵⁸</p>	<p>3.1.1.a: Availability of accurate, timely, and accessible information on i.) the risk reduction, response, and recovery activities available, and ii.) how to actively participate in them.</p> <p>3.1.1.b: Number of migrants, displaced persons, and/or communities who are accessing and utilizing the above information.</p> <p>3.1.1.c: Percentage of migrants, displaced persons, and/or communities who are accessing and utilizing the above information have increased knowledge on how to actively participate in risk reduction, response, and recovery activities.</p> <p>3.1.1.d: Number of migrants, isplaced persons, and/or communities report having the human and financial resources to actively participate in risk reduction, response, and recovery activities.</p>

57. In line with and contributing to existing SDG Target 10.7 and SDG Target 13.1

58. In line with and contributing to existing SDG Target 11.b

Sub-sector	Expected results	Indicators
	<p>3.1.2: Migrants and/or communities have the knowledge to channel remittances into disaster risk reduction activities.</p>	<p>3.1.2.a: Remittances invested into disaster risk reduction activities as a proportion of the amount remitted.⁵⁹</p> <p>3.1.2.b: Availability of accurate, timely, accessible, and transparent information on i.) the importance of channelling remittances into DRR response activities, ii.) how to do so.</p> <p>3.1.2.c: Number of migrants and/or communities are accessing and utilizing this information.</p> <p>3.1.2.d: Percentage of migrants and/or communities are accessing and utilizing this information have increased knowledge on how to channel remittances DRR response activities.</p> <p>3.1.2.e: Number of migrants and/or community members who have tools (e.g. plans/strategies, financial services) to channel remittances into DRR activities.</p>
	<p>3.1.3: Policymakers have the know-how to put enabling conditions in place to facilitate remittance flows.⁶⁰</p>	<p>3.1.3.a: Availability of accurate and disaggregated data on remittance flows.</p> <p>3.1.3.b: Remittance costs as a proportion of the amount remitted.⁶¹</p> <p>3.1.3.c: Availability of accurate, timely, accessible, and transparent information on i.) the barriers to sending remittances, and ii.) how to leverage opportunities to facilitate remittance flows.</p> <p>3.1.3.d: Number of policymakers report accessing and utilizing the available information and data on remittances and on enabling conditions to facilitate remittance flows.</p> <p>3.1.3.e: Percentage of policymakers accessing and utilizing the available information and data report increased knowledge on how to put in place enabling conditions to facilitate remittance flows.</p>
	<p>3.2.1: National/local statistical authorities perform adequate demographic mapping of areas vulnerable to the impacts of climate change.⁶²</p>	<p>3.2.1.a: Number of demographic mappings of areas vulnerable to the impacts of climate change.</p> <p>3.2.1.b: Number of national/local statistical authorities performing demographic mapping of areas vulnerable to the impacts of climate change.</p>

59. In line with and contributing to existing [SDG indicator 10.c](#)

60. In line with and contributing to existing [SDG Target 10.c](#)

61. **Directly contributing to existing [SDG indicator 10.c.1](#)**


62. In line with and contributing to existing [SDG Target 17.18](#)

Sub-sector	Expected results	Indicators
	<p>3.2.2: National/local statistical authorities have the knowledge, tools and competencies to include migrants, displaced persons, and/or communities in national and local data collection.⁶³</p>	<p>3.2.2.a: Number of national/local statistical authority members trained on including migrants, displaced persons, and/or communities in national and local data collection.</p> <p>3.2.2.b: National/local statistical authorities trained have increased knowledge on including migrants, displaced persons, and/or communities into national and local data collection.</p> <p>3.2.2.c: Number of national/local statistical authority members who have tools (e.g. plans/strategies) to include migration and/or displacement into national and local data collection.</p>
	<p>3.3.1: Policymakers understand the barriers for migrant and displaced groups, especially migrants in vulnerable situations, to access of disaster Risk Reduction activities.⁶⁴</p>	<p>3.3.1.a: Availability of accurate, timely, accessible, and transparent information on the barriers for migrants and/or displaced persons to access of disaster risk reduction activities.</p> <p>3.3.1.b: Availability of accurate and disaggregated data on populations accessing DRR activities (disaggregated by sex, age and migration status).</p> <p>3.3.1.c: Number of policymakers accessing and utilizing this information and data.</p> <p>3.3.1.d: Percentage of policymakers accessing and utilizing the information and data have increased knowledge on the barriers to migrants', displaced persons' and their communities' access of DRR activities.</p>
	<p>3.3.2: Policymakers have the know-how, data and tools to include migrants, displaced persons, and/or communities into disaster risk reduction plans, programmes and policies.⁶⁵</p>	<p>3.3.2.a: Availability of accurate data on populations engaging in disaster risk reduction activities (disaggregated by age, sex, migration status, geographical location).</p> <p>3.3.2.b: Availability of accurate, timely, accessible, and transparent information on i.) the importance of including migrants, displaced persons, and/or communities in disaster risk reduction plans, programmes and policies, and ii.) how to do so.</p> <p>3.3.2.c: Number of tools (e.g. plans/strategies, equipment), available to policymakers to integrate migration and/or displacement into disaster risk reduction plans, programmes and policies.</p> <p>3.3.2.d: Number of policymakers report accessing and utilizing the above data, information and tools.</p> <p>3.3.2.e: Percentage of policymakers accessing and utilizing the above data, information, and tools have increased knowledge on including migrants, displaced persons, and/or communities into disaster risk reduction plans, programmes and policies.</p> <p>3.3.2.f: Number of targeted policymakers trained on integrating migration and/or displacement into disaster risk reduction plans, programmes and policies.</p>

63. In line with and contributing to existing SDG Target 17.18

64. In line with and contributing to existing SDG Target 11.b

65. In line with and contributing to existing SDG Target 17.18

Sub-sector	Expected results	Indicators
<p>Environmental Protection and Sustainable Management of Natural Resources for Ecosystem Services</p>  <p>SDG Objectives: 10, 12, 13, 14, 15</p> <p>Global Compact for Migration objectives: 1, 2, 3, 16, 19, 20</p>	<p>4.1.1: Policymakers understand the importance of including migrants, displaced persons, and/or communities (including indigenous) in land conservation and restoration decision making.⁶⁶</p>	<p>4.1.1.a: Availability of accurate, timely, accessible, and transparent information on i.) the role of migrants, displaced persons, and/or communities (including indigenous) in land conservation and restoration, ii.) the importance of including them in decision making on land conservation and restoration, and iii.) how to do so.</p> <p>4.1.1.b: Number of policymakers accessing and utilizing this information.</p> <p>4.1.1.c: Percentage of policymakers accessing and utilizing this information have increased knowledge on the inclusion of migrants, displaced persons, and/or communities (including indigenous) in decision making on land conservation and restoration.</p>
	<p>4.1.2: Policymakers have the know-how, data and tools to include migrants, displaced persons, and/or communities (including indigenous) in decision making processes around conservation and restoration.⁶⁷</p>	<p>4.1.2.a: Availability of accurate data on populations engaging in conservation and restoration, and those involved in relevant decision making (disaggregated by sex, age, migration status and indigenous identity).</p> <p>4.1.2.b: Availability of accurate, timely, accessible, and transparent information on i.) the importance of including migrants, displaced persons, and/or communities (including indigenous) in decision making processes around conservation and restoration, and ii.) how to do so.</p> <p>4.1.2.c: Number of policymakers report accessing and utilizing this information and data.</p> <p>4.1.2.d: Percentage of policymakers accessing and utilising this information and data have increased knowledge on including migrants, displaced persons, and/or communities (including indigenous) in decision making processes around conservation and restoration.</p> <p>4.1.2.e: Number of policymakers who have tools (e.g. plans/strategies, equipment) to include migrants, displaced persons, and/or communities (including indigenous) in decision making processes around conservation and restoration.</p>

66. In line with and contributing to existing SDG Targets 10.2 and 15.9

67. In line with and contributing to existing SDG Targets 15.9 and 17.18

Sub-sector	Expected results	Indicators
	<p>4.2.1: Migrants, remittance recipient families, and/or communities have the know-how and feel empowered to channel remittances into ecosystem services, biodiversity, and land conservation and restoration.</p>	<p>4.2.1.a: Number of migrants, remittance recipient families, and/or community members accessing financial services and markets.</p> <p>4.2.1.b: Availability of accurate, timely, accessible, and transparent information on i.) the importance of channelling financial remittances into ecosystem services, biodiversity, and land conservation and restoration, ii.) the opportunities for doing so and iii.) how to leverage them.</p> <p>4.2.1.c: Number of migrants, remittance recipient families, and/or community members accessing the above information.</p> <p>4.2.1.d: Percentage of migrants, remittance recipient families, and/or community members accessing the above information have increased knowledge on how to channel remittances into ecosystem services, biodiversity, and land conservation and restoration.</p> <p>4.2.1.e: Percentage of migrants, remittance recipient families, and/or community members feel empowered to channel remittances into ecosystem services, biodiversity, and land conservation and restoration.</p>
	<p>4.3.1: Policymakers have the capacity to integrate migrant workers into re-/up-skilling plans and initiatives focused on adaptation and conservation of natural resources.⁶⁸</p>	<p>4.3.1.a: Availability of disaggregated and accurate demographic data on those employed in the adaptation and conservation of natural resources (disaggregated by age, sex, migration status, job type and low- or high-skilled).</p> <p>4.3.1.b: Availability of accurate, timely, accessible, and transparent information on i.) re-/up-skilling plans and initiatives for the sector, ii.) the importance of including migrant workers in these plans and initiatives, and iii.) how to do so.</p> <p>4.3.1.c: Number of policymakers accessing and utilizing the above data and information.</p> <p>4.3.1.d: Percentage of policymakers accessing and utilizing the above data and information have increased knowledge on integrating migrants into re-/up-skilling plans and programmes focused on adaptation and conservation of natural resources.</p>

68. In line with and contributing to existing SDG Target 17.14

Sub-sector	Expected results	Indicators
	<p>4.4.1: Policymakers have the know-how and tools to integrate migrants, displaced persons, and/or communities into national and local ecosystem conservation, restoration, and sustainable use policies and planning.⁶⁹</p>	<p>4.4.1.a: Availability of accurate, timely, accessible, and transparent information on i.) the role migrants, displaced persons, and/or communities in ecosystem conservation, restoration, and sustainable use, ii.) the importance of their inclusion, and iii.) how to do so.</p> <p>4.4.1.b: Number of policymakers accessing and utilizing this information.</p> <p>4.4.1.c: Percentage of policymakers accessing and utilizing this information have increased knowledge on how to integrate migrants, displaced persons, and/or communities into national and local ecosystem conservation, restoration, and sustainable use policies and planning.</p> <p>4.4.1.d: Number of policymakers who have tools (e.g. plans/strategies, equipment) to integrate migrants, displaced persons, and/or communities into national and local ecosystem conservation, restoration, and sustainable use policies and planning.</p>

69. In line with and contributing to existing SDG Targets 14.2, 15.1, 15.2, 15.3, 15.4, 15.5, 15.9 and 17.14

REFERENCES

Adger, N. and M. Fortnam

2018 Interactions of migration and population dynamics with ecosystem services. In: *Ecosystem Services and Poverty Alleviation*. Routledge, Philadelphia. Available at: www.taylorfrancis.com/chapters/interactions-migration-population-dynamics-ecosystem-services-neil-adger-matt-fortnam/e/10.4324/9780429507090-7

Asian Development Bank

2012 Addressing Climate Change and Migration in Asia and the Pacific. Mandaluyong City, Philippines: Asian Development Bank. Available at: www.adb.org/sites/default/files/publication/29662/addressing-climate-change-migration.pdf

Black, R., et al.

2011 Climate Change : Migration as Adaptation. *Nature*, 478 (7370): 447-449. Available at: www.nature.com/articles/478477a

European Commission

2013 Climate Change, environmental Degradation and Migration. Available at: <https://eur-lex.europa.eu/legal-content/EN/TXT/PDF/?uri=CELEX:52013SC0138&from=EN>

2013b Maximising the Development Impact of Migration: The EU contribution for the UN High-level Dialogue and next steps towards broadening the development-migration nexus. Available at: <https://eur-lex.europa.eu/legal-content/EN/TXT/PDF/?uri=CELEX:52013DC0292&from=en>

2016 Integrating the environment and climate change into EU international cooperation and development: Towards sustainable development – Guidelines no. 6 In: *Tools and Methods Series*. Available at: https://ec.europa.eu/europeaid/integrating-environment-and-climate-change-eu-international-cooperation-and-development-towards-0_en.

2017 Joint Communication to the European Parliament and Council: A Strategic Approach to Resilience in the EU's external action. Available at: https://eeas.europa.eu/sites/eeas/files/join_2017_21_f1_communication_from_commission_to_inst_en_v7_p1_916039.pdf

2017b European Consensus on Development. Available at: https://ec.europa.eu/international-partnerships/european-consensus-development_en

2019 European Green Deal. Available at: <https://eur-lex.europa.eu/legal-content/EN/TXT/?qid=1588580774040&uri=CELEX:52019DC0640>

2021 Human Rights. [website] Available at: https://ec.europa.eu/international-partnerships/topics/human-rights_en

2021b The Just Transition Mechanism: Making sure no one is left behind. [website] Available at: https://ec.europa.eu/info/strategy/priorities-2019-2024/european-green-deal/finance-and-green-deal/just-transition-mechanism_en

Foresight

2011 Migration and Global Environmental Change - Final Project Report. The Government Office for Science, London. Available at: https://assets.publishing.service.gov.uk/government/uploads/system/uploads/attachment_data/file/287717/11-1116-migration-and-global-environmental-change.pdf

Intergovernmental Panel on Climate Change (IPCC)

2014 Climate Change 2014: Impacts, Adaptation and Vulnerability. Part A: Global and Sectoral Aspects. Working Group II Contribution to the Fifth Assessment Report of the Intergovernmental Panel on Climate Change. Cambridge University Press, New York. Available at: www.ipcc.ch/site/assets/uploads/2018/02/WGIIAR5-PartA_FINAL.pdf

2018 Annex II: Glossary. Available at: www.ipcc.ch/site/assets/uploads/2018/02/WGIIAR5-AnnexII_FINAL.pdf

2019 Chapter 4: Sea Level Rise and Implications for Low Lying Islands, Coasts and Communities In: Special Report on the Ocean and Cryosphere in a Changing Climate. Available at: www.ipcc.ch/srocc/chapter/chapter-4-sea-level-rise-and-implications-for-low-lying-islands-coasts-and-communities/

International Organization for Migration (IOM)

2014 IOM Outlook on Migration, Environment and Climate Change. Available at: https://publications.iom.int/system/files/pdf/mecc_outlook.pdf

2017 The Atlas of Environmental Migration. Routledge: New York. Available at: www.iom.int/sites/default/files/about-iom/gender/Atlas-of-Environmental-Migration.pdf

2018 World Migration Report 2018. Available at: www.iom.int/sites/default/files/country/docs/china/r5_world_migration_report_2018_en.pdf

2020 Chapter 9: Human Mobility and Adaptation to Environmental Change In: World Migration Report 2020. Available at: https://publications.iom.int/system/files/pdf/wmr_2020.pdf

2021 The COVID-19 Pandemic, Migration and the Environment. [website] Available at: <https://environmentalmigration.iom.int/covid-19-pandemic-migration-and-environment>

Rinke, T.

2011 Temporary and Circular Labour Migration between Spain and Colombia. The State of Environmental Migration. 25-34. Available at: <http://labos.ulg.ac.be/hugo/wp-content/uploads/sites/38/2017/11/The-State-of-Environmental-Migration-2011-25-34.pdf>

The Nansen Initiative

2015 Agenda for the Protection of Cross-Border Displaced Persons in the context of Disasters and Climate Change, vol. 1. Available at www.nanseninitiative.org/wp-content/uploads/2015/02/protection-agenda-volume-1.pdf

2021 The Platform on Disaster Displacement. Available at: <https://disasterdisplacement.org/>

United Nations Framework Convention on Climate Change (UNFCCC)

2010 Cancun Agreements. [website] Available at: <https://unfccc.int/process/conferences/pastconferences/cancun-climate-change-conference-november-2010/statements-and-resources/Agreements>

2015 The Paris Agreement. Available at: <https://unfccc.int/process-and-meetings/the-paris-agreement/the-paris-agreement>

2021 Taskforce on Displacement. Available at: <https://unfccc.int/wim-excom/sub-groups/TFD>

United Nations Development Programme (UNDP)

2019 UNDP Social and Environmental Standards. Available at: www.undp.org/sites/g/files/zskgke326/files/publications/UNDP%20Social%20and%20Environmental%20Standards_Pre-Launch.pdf

United Nations for Disaster Risk Reduction (UNDRR)

2015 The Sendai Framework for Disaster Risk Reduction 2015-2030. Available at: www.undrr.org/publication/sendai-framework-disaster-risk-reduction-2015-2030


2019 How to reduce risk, address impacts and strengthen resilience: A companion for implementing the Sendai Framework Target (E). Geneva: Switzerland. Available at: www.preventionweb.net/files/58821_wiadisasterdisplacement190511webeng.pdf

United Nations High Commissioner for Refugees (UNHCR)

2019 UNHCR launches sustainable energy strategy, strengthens climate action. 24 October. Available at: www.unhcr.org/news/press/2019/10/5db156d64/unhcr-launches-sustainable-energy-strategy-strengthens-climate-action.html#:~:text=According%20to%20current%20estimates%20C%20more,have%20limited%20access%20to%20electricity.&text=A%20lack%20of%20clean%20energy,often%20fuelled%20by%20diesel%20generators.

UN Women

2019 Disaster Risk Reduction. Available at: www.unwomen.org/en/what-we-do/humanitarian-action/disaster-risk-reduction





Implemented by



In collaboration with



Funded by



European Union

